



Republic of the Philippines  
**Department of Education**  
REGION III – CENTRAL LUZON  
SCHOOLS DIVISION OF SCIENCE CITY OF MUÑOZ

June 6, 2023

**SCHOOLS DIVISION MEMORANDUM**

No. 247, s. 2023

**DISSEMINATION OF REGIONAL MEMORANDUM No. 261, s. 2023  
TITLED 2023 REGIONAL FESTIVAL OF TALENTS**

To: Assistant Schools Division Superintendent  
Chief Education Supervisors  
Public and Private Elementary and Secondary Schoolheads/Administrators  
All Others Concerned


1. For the information, guidance, and compliance of all concerned, enclosed is Regional Memorandum No. 261, s. 2023 titled *2023 Regional Festival of Talents*.
2. Immediate and wide dissemination of this Memorandum is desired.

For the Schools Division Superintendent:

  
**ERLEO T. VILLAROS PhD**

Officer-In-Charge

Office of the Asst. Schools Division Superintendent



RCDC/2023 RFOT  
018/June 6, 2023



**“Loyal, Excellent, Accountable and Dedicated to Service”**

Address: Brgy. Rizal, Science City of Muñoz, 3119

Telephone No.: (044) 806 -2192; Email Address: [munozscience.city@deped.gov.ph](mailto:munozscience.city@deped.gov.ph)


DSCM-QMS-QMR-QSF-008 Rev.06 (03.23.23)



Certificate No.



Republic of the Philippines  
**Department of Education**  
 REGION III-CENTRAL LUZON



**REGIONAL MEMORANDUM**

No. 261 s. 2023

**2023 REGIONAL FESTIVAL OF TALENTS**

To : Schools Division Superintendents  
 Assistant Schools Division Superintendents  
 Curriculum Implementation Division Chiefs  
 Education Program Supervisors  
 School Heads/Administrators of Public/Private Elementary and  
 Secondary  
 All Other Concerned

1. In preparation for the 2023 National Festival of Talents (NFOT) per the attached DepEd Memorandum (DM) No. 023, s. 2023, dated April 19, 2023, the DepEd Regional Office 3 will conduct the 2023 Regional Festival of Talents (RFOT) with the theme **“Reinforcing 21<sup>st</sup> Century Learning and Fostering Creative Industries through Talents and Skills Exhibition”** on **June 17 and 24, 2023**, from 8:00 a.m. onwards at the DepEd RO3 Compound, Matalino St., D.M. Government Center, Maimpis, City of San Fernando, Pampanga.

2. The 2023 RFOT aims to provide opportunities for learners from public and private elementary and secondary schools as well as those from the Alternative Learning System (ALS), Indigenous People Education (IPED), Special Needs Education Program (SNEd), and Madrasah Education Program (MEP) to showcase their talents and skills. It also provides a platform for strengthening teachers’ and learners’ knowledge and skill sets as they listen to the invaluable insights shared by the panel of experts.

3. The participants and schedule of the festival activities are as follows:

Time	Areas for Skills Exhibition	Events	Venue
<b>June 17, 2023</b>			
8:30 a.m. - 9:00 a.m.	<b>Opening Program</b>		Covered Gym
9:00 a.m. - 5:00 p.m.	STEMazing	STEM Processes and Practices Exhibition	Aquino Hall



834



Republic of the Philippines  
**Department of Education**  
 REGION III-CENTRAL LUZON

9:00 a.m. to 2:00 p.m.	Sining Tanghalan for Music and Arts	Philippine Folk Dance	Covered Gym
9:00 a.m. to 5:00 p.m.		Pintahusay	Driveway in front
9:00 a.m. to 2:00 p.m.		Sulanghal	Macapagal Hall
9:00 a.m. to 5:00 p.m.		Sineliksik	Tent back of the Covered Gym
9:00 a.m. to 2:00 p.m.		Likhawitan	Mini-Conference
9:00 a.m. to 3:00 p.m.		Direk Ko Ganap Mo	Quarantine Area
9:00 a.m. to 2:00 p.m.		Himig Bulilit	LRMS Room
<b>June 24, 2023</b>			
9:00 a.m. to 3:00 p.m.	Technolympics for TLE/TVL	Dressmaking	Driveway in front of the Mini Conference
9:00 a.m. to 3:00 p.m.		Food Processing	Tent back of the ORD
9:00 a.m. to 3:00 p.m.		Electrical Installation	Covered Walk at the back of the Stage
9:00 a.m. to 3:00 p.m.		Technical Drafting	LRMS
9:00 a.m. to 3:00 p.m.		Fruit Carving	Driveway at the of the Stage
9:00 a.m. to 3:00 p.m.		Invitation Card Making Using Microsoft Productivity Tools	Corridors of PPRD, CLMD, and HRDD
9:00AM to 3:00 p.m.	SNEd Expo for Special Needs Education	Sign Language Interpretation and Braille Reading	Mini-Conference Holding Area – Quarantine Area
9:00 a.m. -12:00 noon	Pop Dev	Pop Quiz	Aquino Hall Holding Area- Tent
9:00 a.m. -10:40 a.m.	Madrasah Education Program	Harf Touch	Macapagal Hall
10:40 a.m. -12:00 noon		Qur'an Reading	





Republic of the Philippines  
**Department of Education**  
REGION III-CENTRAL LUZON

---

4. The guidelines that will be used for the following event categories of the 2023 Regional Festival of Talents (RFOT) **are those that are contained in DepEd Memorandum No. 023, s. 2023:**
  - a. Technolympics for Technology and Livelihood Education (TLE), Technical Vocational Education (TVE), and Technical-Vocational Livelihood (TVL);
  - b. Sining Tanghalan for Music and Arts;
  - c. Population Development for Social Studies (Araling Panlipunan);
  - d. Musabaqah for Madrasah Education Program (MEP);
  - e. SNEd Expo for Special Needs Education (SNEd); and
  - f. STEMazing for Science, Technology, Engineering, and Mathematics.
5. All Festival of Talents Focal Persons, coaches, and contestants are hereby enjoined to familiarize themselves with the guidelines stated in the previously mentioned DepEd Memorandum.
6. All learner-participants and teacher-coaches shall receive a Certificate of Participation, while those who will be within Ranks 1 to 5 shall be given a Certificate of Recognition. All Rank 1 contestants of the different event categories shall participate in the 2023 NFOT.
7. Schools Division Offices shall submit an official list of participants on or before June 9, 2023, to the Regional Coordinators/ Focal Persons of concerned skills exhibitions duly signed by the Schools Division Superintendents by sending it using the email address [region3@deped.gov.ph](mailto:region3@deped.gov.ph).
8. **No registration fee** shall be charged to the participants whose names are included in the official list of delegations.
9. Meals, snacks, and other expenses of coaches, contestants, trainers, and members of the official delegation including travel and other incidental expenses shall be charged to School Maintenance and Other Operating Expenses (MOOE), local and division funds, or other available resources, subject to the usual accounting and auditing rules and regulations.
10. Meanwhile, meals of RFOT TWG, IDs, supplies and materials, and other expenses incurred during the conduct of RFOT shall be charged against the support fund to be downloaded by the Central Office.
11. Since the activities are conducted on Saturdays, teacher participants and teachers who are members of the TWG are entitled to claim service credits in accordance with DepEd Order No. 53, s. 2003 entitled *Updated Guidelines on Grant*






Republic of the Philippines  
**Department of Education**  
REGION III-CENTRAL LUZON

---

*of Vacation Service Credits to Teachers.* On the other hand, management staff, members of the TWG who not teachers and other non-teaching participants shall be provided with Compensatory Time-Off (CTO) per Civil Service Commission (CSC) and Department of Budget and Management (DBM) Joint Circular No. 2, s. 2004 on *Non-Monetary Remuneration for Overtime Service Rendered.*

12. Immediate and wide dissemination of and compliance with this Memorandum is desired.

  
**MAY B. ECLAR, PhD, CESO III**  
Regional Director

Encl.: As stated


References: DM 023, s. 2023

To be indicated in the Perpetual Index  
under the following subjects:

FESTIVAL OF TALENTS

LEARNERS

TEACHER-COACHES

  
Clim 111  
June 5, 2023





Republic of the Philippines  
**Department of Education**

DepEd MEMORANDUM  
No. **023**, s. 2023

APR 19 2023

**2023 NATIONAL FESTIVAL OF TALENTS**

To: Undersecretaries  
Assistant Secretaries  
Bureau and Service Directors  
Regional Directors  
Minister, Basic, Higher and Technical Education, BARMM  
Schools Division Superintendents  
Public and Private School Heads

1. The Department of Education (DepEd), through the Bureau of Learning Delivery (BLD), will conduct the **2023 National Festival of Talents (NFOT)** with the theme, **Reinforcing 21st Century Learning and Fostering Creative Industries through Talents and Skills Exhibition** in Region X (Northern Mindanao) from July 17 to 21, 2023 (inclusive of travel time).
2. As provided in the Republic Act (RA) 10533, titled An Act Enhancing the Philippine Basic Education System by Strengthening Its Curriculum and Increasing the Number of Years for Basic Education, Appropriating Funds Therefore and for Other Purposes, and DepEd Order (DO) No. 021, s. 2019, titled Policy Guidelines on the K to 12 Basic Education Program, consistent with the DepEd goal of producing functionally literate and holistically developed Filipinos, all NFOT events are aligned with the essential learning competencies and standards of the K to 12 curriculum.
3. The NFOT, as a co-curricular activity, is a clear and proactive reinforcement of the teaching and learning process and reflects the significant association between what the learners learned in school and what they performed and produced during this activity. The conduct of NFOT is consistent with the MATATAG education agenda: **TA**ke care of learners by promoting learner well-being, inclusive education programs, and ensuring that all learners, regardless of background, have access to quality learning opportunities and services.
4. Participation in the 2023 NFOT is **voluntary** and shall not, in any way, affect the time-on-task of teachers as this activity's target learning standards and competencies are already embedded in teachers' actual classroom teaching and assessment process.
5. For the past years, NFOT has provided basic education learners with relevant and meaningful learning opportunities and reflected on how well they perform in schools as the target learning competencies of this activity are also captured in the National Achievement Test (NAT). Specifically, NFOT enables learners to demonstrate their best products, services, and performances as authentic pieces of evidence of their learning across academic areas, key stages, inclusion, and special curricular programs.

6. With the passage of RA 11904, titled Philippine Creative Industries Development Act, DepEd is expected to contribute to achieving the much-needed protection and preference of local creatives and products. As such, NFOT, as one of the major activities of DepEd, will contribute toward the attainment of developing learners' talents and skills in creative industries.

7. For this year, the **2023 NFOT** aims to provide opportunities for learners from public and private elementary and secondary schools, as well as those from the Alternative Learning System (ALS), Indigenous People Education (IPED), Special Needs Education Program (SNEd), and Madrasah Education Program (MEP) to showcase their talents and skills and explore the culture of the host region. It also provides a platform for strengthening teachers' and learners' knowledge and skillsets as they listen to the invaluable insights shared by the invited panel of experts.

8. The events of the 2023 NFOT shall be conducted in different modalities: in-person, online, video recorded, and hybrid. Specific details and all the procedures on the conduct of NFOT can be found in Enclosure No. 3: Specific Guidelines for Skills Exhibition for Each Event Category.

9. The regional and division offices and schools shall ensure strict observance of the conduct of in-person activities relevant to the 2023 NFOT pursuant to **DO 003, s. 2023**, titled An Order Allowing the Conduct of In-Person Activities in Schools and **DO 66, s. 2017**, titled Implementing Guidelines on the Conduct of Off-Campus Activities, and observe protection for learners against any form of abuse, violence, exploitation, discrimination, and bullying pursuant to **DO 40, s. 2012**, titled Child Protection Policy, and **DO 031, s. 2023**, titled Child Rights Policy.

10. To ensure the safety, health, and well-being of all participants and delegates of the 2023 NFOT, strict observance of minimum health protocols shall be implemented such as, but not limited to, social distancing, body temperature monitoring, wearing of face mask, and sanitation of event premises in compliance with the existing rules and regulations set forth by the Inter-Agency Task Force (IATF).

11. The official logo, delegation per region, general guidelines, and specific guidelines for each skills exhibition are contained in the following enclosures:

Enclosure No. 1: Official Logo of the NFOT

Enclosure No. 2: General Guidelines and Number of Official Delegates which provide the overall procedures and details on the conduct of the 2023 NFOT

Enclosure No. 3: Specific Guidelines for Skills Exhibition for each Event Category which provide the detailed procedures for selecting participants for the national level

12. There shall be **no registration fee** for the 2023 NFOT. Support funds for the conduct of the Regional Festival of Talents (RFOT) and Division Festival of Talents (DFOT) shall be downloaded to the regions. A separate Memorandum shall be issued for the utilization of support funds. Likewise, traveling expenses of learner-participants and teacher-coaches to be charged against the **2023 Basic Education Curriculum (BEC) Funds** shall be downloaded to the regions while traveling expenses of other official delegates and those from Bangsamoro Autonomous Region of Muslim Mindanao (BARMM) shall be charged to **their local funds** or **other eligible fund sources**, subject to the usual government accounting and auditing rules and regulations.

13. The host Region and Division shall provide meals to official participants in their billeting schools including kits, identification tags, exhibition materials, and other eligible supplies necessary for the conduct of the different events of the 2023 NFOT in accordance with the budget allocation. The first meal to be served shall be **dinner on July 16, 2023**, while the last meal shall be **afternoon snacks on July 20, 2023**.

14. All designated heads of the regional delegations are advised to coordinate closely with the host Region and Division regarding details of their arrival and departure from the venue to ensure proper administrative arrangements with the concerned committees.

15. For inquiries or concerns, please contact the **Bureau of Learning Delivery-Student Inclusion Division** through **Dr. Jose D. Tuguinayo Jr.**, Chief Education Program Specialist, or **Ms. Marites Paiton Romen**, Supervising Education Program Specialist, at telephone number (02) 8637-4346, or through email at [nfot.blidsid@deped.gov.ph](mailto:nfot.blidsid@deped.gov.ph).

16. Immediate dissemination of this Memorandum is desired.

By Authority of the Secretary:



  
**GINA O. GONONG**

Undersecretary for Curriculum and Teaching

Encls.:

As stated

References:

DepEd Order: (Nos. 021, s. 2019; 003, s. 2023; 66, s. 2017; 40, s. 2012; and 031, s. 2023)  
DepEd Memorandum: (Nos. 42, s. 2012; 48, s. 2012; 205, s. 2012; 227, s. 2013; 12, s. 2015; 158, s. 2016; 209, s. 2016; 160, s. 2017; 168, s. 2018; 138, s. 2019; and 084, s. 2021)

To be indicated in the Perpetual Index  
under the following subjects:

CELEBRATIONS AND FESTIVALS  
CONTESTS  
LANGUAGE  
LEARNERS

PRIZES OR AWARDS  
PROGRAMS  
SCHOOLS  
SECONDARY EDUCATION



(Enclosure No. 1 to DepEd Memorandum No. 023, s. 2023)

**OFFICIAL LOGO OF THE NATIONAL FESTIVAL OF TALENTS (NFOT)**



(Enclosure No. 2 to DepEd Memorandum No. 023 , s. 2023)

**GENERAL GUIDELINES ON THE CONDUCT  
OF THE 2023 NATIONAL FESTIVAL OF TALENTS (NFOT)**

For the information and guidance of all participants, the general guidelines of the 2023 NFOT are listed as follows:

**A. General Guidelines**

1. The 2023 NFOT with the theme: **“Reinforcing 21<sup>st</sup> Century Learning and Fostering Creative Industries through Talents and Skills Exhibition”** shall be held in Region X (Northern Mindanao) on July 17- 21, 2023 (inclusive of travel time).
2. The event categories of the 2023 NFOT are as follows:
  - A. Technolympics for Technology and Livelihood Education (TLE), Technical-Vocational Education (TVE), and Technical-Vocational Livelihood (TVL);
  - B. Sining Tanghalan for Music and Arts;
  - C. Population Development for Social Studies (Araling Panlipunan);
  - D. Read-A-Thon for English and Filipino;
  - E. Lingo Stars for Special Program in Foreign Language;
  - F. Musabaqah for Madrasah Education Program (MEP);
  - G. SNEd Expo for Special Needs Education (SNEd); and
  - H. STEMazing for Science, Technology, Engineering, and Mathematics
3. Participants of the 2023 NFOT are Filipino learners in basic education who are expected to showcase their best products, services and performances in different event categories as authentic evidence of their learning across academic areas, key stages, and inclusion and special curricular programs. They shall be accompanied by their respective teacher-coaches.
4. Participation is open to basic education learners with Learner Reference Number (LRN) for SY 2022-2023 who are:
  - currently enrolled in public or private elementary and secondary schools for SY 2023-2023; and
  - currently enrolled in other inclusion programs such as **Alternative Learning System (ALS), Indigenous Peoples Education (IPEd), Special Needs Education (SNEd), and Madrasah Education Program (MEP)** for SY 2023-2023.
5. Upon completion of participation in the 2023 NFOT, learner-participants and teacher-coaches shall receive a Certificate of Recognition and Participation from the Bureau of Learning Delivery - Student Inclusion Division (BLD-SID). They shall also receive a Certificate of Appearance from the Host Region/Division.
6. The specific guidelines for each event are provided in **Enclosure No. 3** for guidance and reference in selecting participants for the 2023 NFOT.

7. The allotted number of delegates per region and event is broken down as follows:

Event	No. of Learner-Participant	No. of Teacher-Coach	No. of Division EPS	Regional Focal Person	Total	CLMD Chief	RD
Technolympics	11	6	3	1	21	1	1
Sining Tanghalan	17	9	3	1	30		
*Region 10 Sayaw ng Kabataang Pnoy Performers	(20)				(20)		
Population Development	1	1	1	1	4		
Read-A- Thon (English & Filipino)	6	6	2	2	16		
Lingo Stars	3	3	1	1	8		
SNED Expo	2	2	1	1	6		
Musabaqah	2	2	1	1	6		
STEMazing	3	1	1	1	6		
<b>TOTAL</b>	45 (65)	30	13	9	97 (117)	1	1

8. Below is the detailed summary of the allotted number of delegations per region for in-person participation in the different events:

Region	Event								Regional Director and CLMD Chief	Total
	Techno-lympics	Sining Tanghalan	Pop Dev	Read-A- Thon (English & Filipino)	Lingo Stars	SNED Expo	Musabaqah	STEMazing		
1	21	30	4	16	8	6	6	6	2	99
2	21	30	4	16	8	6	6	6	2	99
3	21	30	4	16	8	6	6	6	2	99
4A	21	30	4	16	8	6	6	6	2	99
4B	21	30	4	16	8	6	6	6	2	99
5	21	30	4	16	8	6	6	6	2	99
6	21	30	4	16	8	6	6	6	2	99
7	21	30	4	16	8	6	6	6	2	99
8	21	30	4	16	8	6	6	6	2	99
9	21	30	4	16	8	6	6	6	2	99
10	21	50	4	16	8	6	6	6	2	119
11	21	30	4	16	8	6	6	6	2	99
12	21	30	4	16	8	6	6	6	2	99
CAR	21	30	4	16	8	6	6	6	2	99
CARAGA	21	30	4	16	8	6	6	6	2	99
BARMM	21	30	4	16	8	6	6	6	2	99
NCR	21	30	4	16	8	6	6	6	2	99
<b>TOTAL</b>	<b>357</b>	<b>530</b>	<b>68</b>	<b>272</b>	<b>136</b>	<b>102</b>	<b>102</b>	<b>102</b>	<b>34</b>	<b>1,703</b>

9. Each learner-participant is allowed to participate in only one (1) event category during the 2023 NFOT.

10. All regional focal persons of the 2023 NFOT are advised to submit the printed list of official participants of the different event categories to be endorsed by their Regional Director to the **Office of the Director IV, Bureau of Learning Delivery (Attention: Student Inclusion Division)**, 4<sup>th</sup> Floor, Bonifacio Building, DepEd Complex, Meralco Avenue, Pasig City **not later than June 26, 2023**. The digital copy of the said list should be sent through email at [nfot.blidsid@deped.gov.ph](mailto:nfot.blidsid@deped.gov.ph).

11. Should the School Heads, Chiefs of the Curriculum Implementation Division (CID), and Schools Division Superintendents, with official participants wish to attend the 2023 NFOT, their attendance shall be regarded as Official Business. However, they shall be responsible to make arrangements for their travel, meals, and board and lodging for the whole duration of their stay in Region X.

#### **B. Selection of Learner-Participants for the NFOT**

1. Only one (1) entry per event category per region shall be accepted at the national level.

2. To ensure the objective selection of prospective learner-participants who will compete at the national level, all Regional Offices (ROs) are advised to conduct their local Festival of Talents (school-based to division to region). The schedules are as follows:

- School-Level and Division Festival of Talents (DFOT) - ***on or before May 2023***
- Regional Festival of Talents (RFOT) - ***on or before June 2023***

3. The ROs may refer to the specific guidelines for each event category in selecting their learner-participants who will join the 2023 NFOT.

#### **C. Conduct of Orientations**

1. A general orientation to be attended by the Regional Focal Persons of the 2023 NFOT as well as their CLMD Chiefs shall be conducted on **Day 0** at a venue to be announced during the registration. All clarifications, issues and concerns relative to the 2023 NFOT shall be addressed during the orientation. Any concerns raised during the actual conduct of the events shall not be entertained unless valid and necessary.

2. All teacher-coaches of each event shall have a separate orientation with their Regional Focal Person regarding the specific guidelines and mechanics of the events a day before their actual conduct. The distribution of supplies and materials needed for the specific events shall be done at the designated venues. Hence, learner-participants are required to be at the venue one (1) hour before the start of the event.

3. To be familiar with the specific event venues, learner-participants are encouraged to conduct an ocular visit a day before the event. They may be accompanied by their respective teacher-coaches or parents/guardians.



# 2023 NATIONAL FESTIVAL OF TALENTS



## Implementing Guidelines on Technolympics

The categories, mode of delivery, number of learner-participants and teacher-coaches, and time allotment for Technolympics per region are the following:

<b>Category</b>	<b>Mode of Delivery</b>	<b>No. of Learner-Participant</b>	<b>No. of Teacher-Coach</b>	<b>Time Allotment (excluding interview)</b>
Dressmaking (Corporate Attire)	in-person	2	1	4 hours
Fruit and Vegetable Carving	in-person	2	1	4 hours
Food Processing (Meat, Fish & Vegetable)	in-person	3	1	4 hours
Electrical Installation and Maintenance (EIM)	in-person	2	1	4 hours
Invitation Card Making Using Microsoft Productivity Tools	in-person	1	1	3 hours
Technical Drafting	in-person	1	1	4 hours
<b>Total</b>		<b>11</b>	<b>6</b>	

- F. Only one (1) person shall serve as a model for all participants.
- G. The Event Administrator shall let participants to draw lots to determine their respective area in the event venue. Each participant shall wear PPE according to the standard requirements.
- H. All participants should report to the venue one (1) hour prior to the event proper to perform the following preliminaries:
- check the functionality of the sewing machines;
  - ensure the completeness of the materials/supplies and tools needed; and
  - take body measurements of the model.
- I. Final briefing of participants shall be done fifteen (15) minutes before the scheduled event.
- J. No questions shall be entertained during the activity except clarifications and points of order. These shall be addressed by the Event Administrator in consultation with the panel of experts to be recorded by the Event Secretary.
- K. The Event Administrator shall signal to start the activity proper. Once the event has started, the teacher-coaches and other delegates are strictly prohibited at the exhibition venue.
- L. Only the Event Administrator, Panel of Experts, technical committee members, official photographer, and participants are allowed at the venue to maintain a distraction-free environment.
- M. Each group of participants shall go through an interview process after the four (4) hour time allotment.
- N. The working area should be cleaned by participants after the event.

#### RESOURCE REQUIREMENT

Event Supplies, Tools, and Equipment	Participants	Host School/Venue	Host Region
<b>A. Materials /Supplies</b>	- Sewing kit	- Sleeve board - Button holler attachments - Left zipper foot - Square ruler - Flat iron	- Threads - Fabric (Linen & cotton) - Color (asparagus green and black) - Size (2 meters' x 60 inches per color) - Pins - Magic zipper - Calculator - Pattern paper - Pencils - Buttons - Padding - Utility expenses
<b>B. Tools / Equipment</b>			- (2) Electric Single needle lockstitch sewing machines - Chair - Cutting/working table - Hanger rack



# TECHNOLYMPICS

(A Showcase of Marketable Products and Performances)



<b>COMPONENT AREA</b>	<b>HOME ECONOMICS</b>																			
<b>KEY STAGE</b>	Key Stage Three (3): Grades 9 and 10; and Key Stage Four (4): Grades 11 and 12																			
<b>EVENT TITLE</b>	<b>Dressmaking (Corporate Attire)</b>																			
<b>NO. OF PARTICIPANT/S</b>	Two (2) participants from either of the key stages or grade level from one key stage or grade level alone per region																			
<b>TIME ALLOTMENT</b>	4 hours excluding interview and preliminary activities																			
<b>PERFORMANCE STANDARD</b>	The learners recognize their personal entrepreneurial competencies (PECs), prepare an activity plan, and design, measure, and sew corporate attire.																			
<b>21<sup>ST</sup> CENTURY SKILL/S</b>	It is essential for learners to manifest learning innovation skills and abilities where they think critically, reflectively, and creatively, analyze and solve problems, create and implement innovations using a variety of techniques or methods, and generate functional knowledge that supports varying degrees of thinking skills and metacognition																			
<b>CREATIVE INDUSTRIES DOMAIN</b>	Design																			
<b>DESCRIPTION</b>	<b>Dressmaking (Corporate Attire)</b> is an NFOT event category of Technolympics that allows learner-participants to apply the principles of dressmaking/construction of Corporate Attire with short sleeves and blazer.																			
<b>CRITERIA FOR PRESENTATION</b>	<table border="1"> <thead> <tr> <th>Criteria</th> <th>Percentage</th> </tr> </thead> <tbody> <tr> <td>Creativity</td> <td>20%</td> </tr> <tr> <td>Process</td> <td>25%</td> </tr> <tr> <td>Accuracy</td> <td>25%</td> </tr> <tr> <td>Use of tools, materials, and equipment</td> <td>10%</td> </tr> <tr> <td>Neatness</td> <td>10%</td> </tr> <tr> <td>Speed</td> <td>5%</td> </tr> <tr> <td>Ability to Present the Process</td> <td>5%</td> </tr> <tr> <td><b>Total</b></td> <td><b>100%</b></td> </tr> </tbody> </table>		Criteria	Percentage	Creativity	20%	Process	25%	Accuracy	25%	Use of tools, materials, and equipment	10%	Neatness	10%	Speed	5%	Ability to Present the Process	5%	<b>Total</b>	<b>100%</b>
Criteria	Percentage																			
Creativity	20%																			
Process	25%																			
Accuracy	25%																			
Use of tools, materials, and equipment	10%																			
Neatness	10%																			
Speed	5%																			
Ability to Present the Process	5%																			
<b>Total</b>	<b>100%</b>																			

## EVENT RULES AND MECHANICS

- All officially enrolled learners in the Junior High School (JHS) Technology and Vocational Education (TVE), Technology and Livelihood Education (TLE), Senior High School (SHS) Technical Vocational Livelihood (TVL) are eligible to join.
- The Event Administrator, members of the Technical Committee and Panel of Experts should be at the venue two (2) hours ahead of the event schedule.
- Event materials, supplies, tools, and equipment needed for the contest shall be made ready at the venue by the Event Administrator two (2) hours before the event schedule.
- Setting up of all materials, tools, equipment, and other supplies shall be made ready before the start of the event.
- Borrowing of materials, supplies, tools, and equipment during the event is not allowed.

			<ul style="list-style-type: none"> <li>- Extension cord</li> <li>- Electric outlet</li> </ul>
<b>C. Others</b>	- PPE		<ul style="list-style-type: none"> <li>- Model</li> <li>- Utility expenses</li> <li>- Machine Technician</li> </ul>





# TECHNOLYMPICS

(A Showcase of Marketable Products and Performances)



<b>COMPONENT AREA</b>	<b>HOME ECONOMICS</b>	
<b>KEY STAGE</b>	Key Stage Two (2): Grades 4 to 6	
<b>EVENT TITLE</b>	<b>Fruit and Vegetable Carving</b>	
<b>NO. OF PARTICIPANT/S</b>	2 learner-participants from either of the grade levels or from one grade level alone per region	
<b>TIME ALLOTMENT</b>	4 hours excluding interview	
<b>PERFORMANCE STANDARD</b>	The learners use and maintain appropriate carving tools and follows the Occupational Health and Standard (OHS) in carving decorative fruits and vegetable.	
<b>21<sup>ST</sup> CENTURY SKILL/S</b>	Communication in the workplace, use of appropriate technology, learning and innovative skills and abilities where learners think critically, reflectively, and creatively, and analyze and solve problems	
<b>CREATIVE INDUSTRIES DOMAIN</b>	Design	
<b>DESCRIPTION</b>	<b>Fruit and Vegetable Carving</b> is an NFOT event category of Technolympics that allows learner-participants to apply the principles of fruit and vegetables carving. It includes preparation, carving, designing, and presenting fruits and vegetables such as watermelon, apple, pineapple, carrots, and cucumber.	
<b>CRITERIA FOR PRESENTATION</b>	<b>Criteria</b>	<b>Percentage</b>
	Creativity	25%
	Process	25%
	Proper Use of Tools	15%
	Speed	10%
	Safety	10%
	Ability to Present Idea	15%
	<b>Total</b>	<b>100%</b>

## EVENT RULES AND MECHANICS

- A. All officially enrolled Grades 4 to 6 learners with LRN are eligible to join.
- B. The Event Administrators, members of the Technical Committee and Panel of Experts should be at the exhibition venue two (2) hours ahead of the event schedule.
- C. Event materials, tools, equipment, and other supplies needed at the venue shall be made ready by the Event Administrator two (2) hours before the event schedule.
- D. All participants should be at the event venue one hour (1) before the event starts.
- E. The Event Administrator shall let participants to draw lots to determine their respective places and set up their food and materials at their designated areas. Setting up of their extension cords, tools, and equipment should be done during this time.
- F. Each participant shall wear appropriate personal protective equipment (PPE) according to the standard requirements.
- G. Final briefing of participants shall be done fifteen (15) minutes before the scheduled event.

- H. The Event Administrator shall signal to start the exhibition proper. Once the event has started, the teacher-coaches and other delegates are strictly prohibited within the event area.
- O. No questions shall be entertained during the activity except clarifications and points of order. These shall be addressed by the Event Administrator, in consultation with the panel of experts to be recorded by the Event Secretary.
- I. Borrowing of materials, supplies, tools, and equipment during the event is not allowed.
- J. Each group of participants shall undergo interview process with the expert after the four (4) hour time allotment or once the team has finished the display of their output.
- K. During the event proper, the panel of experts shall observe the processes but not ask questions to participants to avoid disruption.
- L. The working area should be cleaned by participants immediately after the event.

**RESOURCE REQUIREMENT**

<b>Event Supplies, Tools and Equipment</b>	<b>Participant</b>	<b>Host School / Venue</b>	<b>Host Region / Division</b>
<b>A. Materials/ Supplies</b>			<ul style="list-style-type: none"> <li>- Apple</li> <li>- Watermelon</li> <li>- Pineapple</li> <li>- Carrots</li> <li>- Cucumber</li> </ul>
<b>B. Tools / Equipment</b>	<ul style="list-style-type: none"> <li>- Carving tools</li> </ul>		<ul style="list-style-type: none"> <li>- Chopping board</li> <li>- Display tray</li> </ul>
<b>C. Others</b>	<ul style="list-style-type: none"> <li>- PPE</li> </ul>		<ul style="list-style-type: none"> <li>- Utility expenses</li> <li>- Working Table</li> <li>- Water outlet/supply</li> </ul>



# TECHNOLYMPICS

(A Showcase of Marketable Products and Performances)



<b>COMPONENT AREA</b>	<b>AGRI-FISHERY ARTS</b>																		
<b>KEY STAGE</b>	Key Stage Three (3): Grades 9 and 10; Key Stage Four (4): Grades 11 and 12																		
<b>EVENT TITLE</b>	<b>Food Processing (Meat, Fish, and Vegetable)</b>																		
<b>NO. OF PARTICIPANT/S</b>	3 learner-participants from either of the key stages or grade level or from one key stage or grade level alone per region																		
<b>TIME ALLOTMENT</b>	4 hours excluding interview																		
<b>PERFORMANCE STANDARD</b>	The learners independently develop the skills in food processing and demonstrate the core competencies in food processing prescribed in the K to 12 Basic Education Curriculum as of May 2016.																		
<b>21<sup>ST</sup> CENTURY SKILL/S</b>	Communication in the workplace, use of appropriate technology, learning and innovative skills and abilities where learners think critically, reflectively, and creatively, and analyze and solve problems																		
<b>CREATIVE INDUSTRIES DOMAIN</b>	Traditional Cultural Expressions																		
<b>DESCRIPTION</b>	<b>Food Processing (Meat, Fish, and Vegetable)</b> is an NFOT event category of Technolympics that allows learner-participants to apply the principles of food preservation. This includes preparation and processing of various types of meats, fruits, and vegetables: ( <i>Chicken Longanisa</i> ), Fish ( <i>Bangus-Spanish Sardines</i> ), Vegetables ( <i>Pickling-Sayote, Sitaw, Ampalaya, &amp; Carrots</i> )																		
<b>CRITERIA FOR PRESENTATION</b>	<table border="1"> <thead> <tr> <th>Criteria</th> <th>Percentage</th> </tr> </thead> <tbody> <tr> <td>Palatability</td> <td>25%</td> </tr> <tr> <td>Process used in preservation</td> <td>20%</td> </tr> <tr> <td>Product Presentation and Packaging</td> <td>15%</td> </tr> <tr> <td>Use of tools and equipment</td> <td>10%</td> </tr> <tr> <td>Sanitation Procedures, Methods &amp; Safety work habits</td> <td>10%</td> </tr> <tr> <td>Speed</td> <td>10%</td> </tr> <tr> <td>Ability to Present the Process</td> <td>10%</td> </tr> <tr> <td><b>Total</b></td> <td><b>100 %</b></td> </tr> </tbody> </table>	Criteria	Percentage	Palatability	25%	Process used in preservation	20%	Product Presentation and Packaging	15%	Use of tools and equipment	10%	Sanitation Procedures, Methods & Safety work habits	10%	Speed	10%	Ability to Present the Process	10%	<b>Total</b>	<b>100 %</b>
Criteria	Percentage																		
Palatability	25%																		
Process used in preservation	20%																		
Product Presentation and Packaging	15%																		
Use of tools and equipment	10%																		
Sanitation Procedures, Methods & Safety work habits	10%																		
Speed	10%																		
Ability to Present the Process	10%																		
<b>Total</b>	<b>100 %</b>																		

## EVENT RULES AND MECHANICS

- All officially enrolled learners in the Junior High School (JHS) Technology and Vocational Education (TVE), Technology and Livelihood Education (TLE), Senior High School (SHS) Technical Vocational Livelihood (TVL) eligible to join.
- The Event Administrator, members of the Technical Committee and Panel of Experts should be at the venue two (2) hours ahead of the event schedule.
- Event materials, tools, equipment and other supplies needed for the contest shall be made ready at the venue by the Event Administrator two (2) hours before the event schedule.
- Setting up of all the materials, tools, equipment, and other supplies should be made ready before the start of the event.
- Borrowing of materials, supplies, tools, and equipment during the event is not allowed.

- F. The Event Administrator shall let participants to draw lots to determine their respective places and set up their tools and materials at their assigned places. Setting up of their extension cords, equipment, and tools should be done during this time.
- G. Briefing of participants shall be done thirty (30) minutes before the scheduled event.
- H. The Event Administrator shall signal for the event to begin. Once the event has started, the teacher-coaches, parents, and delegates are no longer allowed to talk to the participants to concentrate in the event.
- I. Only the Event Administrator, technical committee members, panel of experts, official photographer, and participants are allowed at the venue.
- J. No questions shall be entertained during the event proper, except clarifications and points of order. All clarifications and points of order shall be directed to the Event Administrator.
- K. Panel of experts shall periodically observe participants while the event is ongoing.
- L. The products shall be displayed on the table prepared by the host region for appreciation and tasting of the panel of experts. Other table set up/accessories are strictly not allowed.
- M. Each participant shall go through a panel interview with the Panel of Experts with a maximum of five (5) minutes per entry.
- N. Interview shall be done one at a time using uniform questions.
- O. With the presentation of output
- For Meat (Chicken): Present 1 pack at 250g and remaining cooked sample for evaluation.
  - For Sardines and Pickles: Prepare 1 bottle for tasting and 1 bottle for display.
- (A plate for tasting shall be provided at the display area intended for each entry).*
- P. The working area should be cleaned by participants immediately after the event.

**RESOURCE REQUIREMENT**

<b>Event Supplies, Tools and Equipment</b>	<b>Participant</b>	<b>Host School / Venue</b>	<b>Host Region / Division</b>
<b>A. Materials /Supplies</b>	- Cooking utensils	- 12 oz. Jar, with wide opening (4 bottles) - rubberized cap/lid - polyethylene	- 2 pcs bangus (approx. 2 pcs per half kg.) per participant (1 for presentation, 1 for tasting) - 1 kg whole dressed chicken - Ingredients (vegetable, fruits & others) binder ingredients (ex. egg and cornstarch)
<b>B. Tools / Equipment</b>		- Working Tables - Cooking Area - Stove - Water outlets	- Knife - Chopping Board - Pressure Cooker - Gas stove - LPG
<b>C. Others</b>	- PPE		- Utility expenses

**Note:**

- a. All outputs shall be endorsed to the Secretariat by the Event Administrator.
- b. All endorsed outputs shall be displayed until the duration of the event.



# TECHNOLYMPICS

(A Showcase of Marketable Products and Performances)



<b>COMPONENT AREA</b>	<b>INDUSTRIAL ARTS</b>	
<b>KEY STAGE</b>	Key Stage Three (3): Grades 9 and 10; Key Stage Four (4): Grades 11 and 12	
<b>EVENT TITLE</b>	<b>Electrical Installation and Maintenance (EIM)</b>	
<b>NO. OF PARTICIPANT/S</b>	2 learner-participants from either of the key stages or grade levels or from one key stage or grade level alone per region	
<b>TIME ALLOTMENT</b>	4 hours excluding interview	
<b>PERFORMANCE STANDARD</b>	The learners perform electrical installation and maintenance which involve reading and installing schematic wiring diagrams based on Philippine Electrical Code (PEC) and National Electrical Code (NEC).	
<b>21<sup>ST</sup> CENTURY SKILL/S</b>	It is essential for learners to manifest learning and innovation skills and abilities where they think critically, reflectively, and creatively, analyze and solve problems, create and implement innovations using a variety of techniques or methods, and generate functional knowledge that supports varying degrees of thinking skills and metacognition.	
<b>CREATIVE INDUSTRIES DOMAIN</b>	Design	
<b>DESCRIPTION</b>	<b>Electrical Installation and Maintenance (EIM)</b> is an NFOT event category of Technolympics that allows learner-participants to read and install wiring diagrams based on a given schematic diagram. Knowledge of schematic diagrams and installation skills may be handy in establishing a business or landing a job.	
<b>CRITERIA FOR ASSESSMENT</b>	<b>Criteria</b>	<b>Percentage</b>
	Accuracy of interpretation of schematic diagram	25%
	Accuracy of installation	30%
	Use of tools	15%
	Safety	15%
	Speed	10%
	Ability to Explain Process	5%
<b>Total:</b>	<b>100%</b>	

## EVENT RULES AND MECHANICS

- A. All officially enrolled learners in the Junior High School (JHS) Technology and Vocational Education (TVE), Technology and Livelihood Education (TLE), Senior High School (SHS) Technical Vocational Livelihood (TVL) are eligible to join.
- B. The Event Administrator, members of the Technical Committee and Panel of Experts should be at the venue two (2) hours ahead of the event schedule.
- C. Event materials, tools, equipment and other supplies needed for the contest shall be made ready at the venue by the Event Administrator two (2) hours before the event schedule.
- D. Setting up of all the tools, materials equipment and other supplies should be made ready before the start of the event.

- E. Borrowing of materials, supplies, tools, and equipment during the event is not allowed.
- F. The Event Administrator shall let participants to draw lots to determine their respective places and set up their tools and materials at their assigned places. Setting up of their extension cords, tools, and equipment should be done during this time.
- G. Briefing of participants shall be done thirty (30) minutes before the scheduled event.
- H. The Event Administrator shall signal for the event to begin. Once the event has started, the teacher-coaches, parents, and delegates shall no longer be allowed to talk to participants to concentrate in the event.
- I. Only the Event Administrator, technical committee members, panel of experts, official photographer, and participants are allowed at the venue.
- J. No questions shall be entertained during the event proper, except clarifications and points of order. All clarifications and points of order shall be directed to the Event Administrator.
- K. Panel of experts shall periodically observe the participants while the events is going on.
- L. The products shall be displayed on the table prepared by the host region for appreciation and tasting by the panel of experts. Other table set up /accessories are strictly not allowed.
- M. Each participant shall go through a panel interview with the Panel of Experts with a maximum of five minutes per entry.
- N. Interview shall be done one at a time.
- O. All provided event materials shall be used by participants for their outputs. Alteration of the event materials by the participants is not allowed.
- P. The schematic diagram will be provided on the day of the event.

**RESOURCE REQUIREMENT**

<b>Event Supplies, Tools and Equipment</b>	<b>Participant</b>	<b>Host School / Venue</b>	<b>Host Region / Division</b>
<b>A. Material/ Supplies</b>	- Electrical tape and the likes	- No. 14 stranded wire - No. 12 stranded wire - Lighting fixture - SPST switch - Junction box - And other materials	- Schematic diagram
<b>B. Tools/ Equipment</b>	- All tools/equipment needed for the wiring installation - PPE	- Working board 4' X 8'	
<b>C. Others</b>		- Utility expenses	

**Note:** The schematic diagram shall be provided by the Technical Committee.



# TECHNOLYMPICS

(A Showcase of Marketable Products and Performances)



<b>COMPONENT AREA</b>	<b>INFORMATION AND COMMUNICATION TECHNOLOGY (ICT)</b>																	
<b>KEY STAGE</b>	Key Stage Two (2): Grades 4 to 6																	
<b>EVENT TITLE</b>	<b>Invitation Card Making using Microsoft Productivity Tools</b>																	
<b>NO. OF PARTICIPANT/S</b>	1 learner-participant from either of the grade levels or from one grade level alone per region																	
<b>TIME ALLOTMENT</b>	3 hours excluding interview																	
<b>PERFORMANCE STANDARD</b>	Create an invitation card as a knowledge product using Microsoft productivity tools.																	
<b>21<sup>ST</sup> CENTURY SKILL/S</b>	Creativity, Communication, Critical Thinking, ICT for Learning, Self-Regulation																	
<b>CREATIVE INDUSTRIES DOMAIN</b>	Publishing and Printed Media																	
<b>DESCRIPTION</b>	<b>Invitation Card Making using Microsoft Productivity Tools</b> is an NFOT event category of Technolympics that allows learner-participants to utilize several Microsoft productivity tools to make unique invitation card based on the given topic or theme.																	
<b>CRITERIA FOR ASSESSMENT</b>	<table border="1"> <thead> <tr> <th>Criteria</th> <th>Percentage</th> </tr> </thead> <tbody> <tr> <td>Creativity of Design</td> <td>25%</td> </tr> <tr> <td>Technical Use of the Productivity Tools</td> <td>25%</td> </tr> <tr> <td>Relevance to the Theme</td> <td>15%</td> </tr> <tr> <td>Layout and Measurement</td> <td>15%</td> </tr> <tr> <td>Wise use of time/speed</td> <td>10%</td> </tr> <tr> <td>Ability to Present the Process</td> <td>10%</td> </tr> <tr> <td><b>Total</b></td> <td><b>100%</b></td> </tr> </tbody> </table>		Criteria	Percentage	Creativity of Design	25%	Technical Use of the Productivity Tools	25%	Relevance to the Theme	15%	Layout and Measurement	15%	Wise use of time/speed	10%	Ability to Present the Process	10%	<b>Total</b>	<b>100%</b>
Criteria	Percentage																	
Creativity of Design	25%																	
Technical Use of the Productivity Tools	25%																	
Relevance to the Theme	15%																	
Layout and Measurement	15%																	
Wise use of time/speed	10%																	
Ability to Present the Process	10%																	
<b>Total</b>	<b>100%</b>																	

## EVENT RULES AND MECHANICS

- All officially enrolled Grades 4 to 6 learners with LRN are eligible to join the exhibition.
- The Event Administrator, members of the Technical Committee and Board of judges shall be at the venue sixty (60) minutes ahead of the event schedule.
- The Technical Committee shall inspect the resource requirements for the exhibition.
- Event materials, supplies, tools, equipment, data, and photos needed at the venue shall be made ready by the Event Administrator sixty (60) minutes before the event schedule.
- Any of the Microsoft productivity tools (Word, Excel, PowerPoint) may be used by learner-participants in editing or enhancing photos, creating graphs and diagrams (if necessary). However, Microsoft Publisher shall be used to layout the invitation card.
- The layout size of the invitation card and the theme shall be announced by the Event Administrator.
- All participants are expected to be at the designated venue thirty (30) minutes before the event starts. Late participants may or may not be allowed to join after careful evaluation and scrutiny of their reasons presented to the Technical Committee.

- H. The Event Administrator shall let participants to draw lots to determine their respective places. Setting up of their extension cords, tools, and equipment which shall be done during this time.
- I. Borrowing of materials, supplies, tools, and equipment is strictly prohibited.
- J. Briefing of participants shall be done fifteen (15) minutes before the scheduled event.
- K. The Event Administrator shall signal for the event to start. Once the event has started, the teacher-coaches and other delegates shall no longer be allowed to talk to the participants to concentrate in the event.
- L. Only the Event Administrator, Technical Committee members, Judges, Official Photographer, and participants are allowed to be at the venue. Questions/queries from participants shall not be entertained during the exhibition proper.
- M. Participants shall go through a panel interview and deliberation by the Board of Judges after the three (3) hour time allotment.
- N. Participants are advised to bring their own food as they are not allowed to go out of the venue during break time.
- O. File shall be saved using this format:  
 InvitationCard# (participant number)  
*Ex. InvitationCard#01*
- P. The working area should be cleaned by participants immediately after the event.

**RESOURCE REQUIREMENT**

<b>Event Supplies, Tools and Equipment</b>	<b>Participant</b>	<b>Host School / Venue</b>	<b>Host Region / Division</b>
<b>A. Materials / Supplies</b>			
<b>B. Tools / Equipment</b>		- Laptop Printer (ratio 1:1)	
<b>C. Others</b>			- Printing cost

**Note:** All outputs (soft and hard copies) shall be collected by the Event Secretary and shall be endorsed to the Organizers.





# TECHNOLYMPICS

(A Showcase of Marketable Products and Performances)



<b>COMPONENT AREA</b>	<b>INFORMATION AND COMMUNICATION TECHNOLOGY (ICT)</b>													
<b>KEY STAGE</b>	Key Stage Three (3): Grades 9 and 10; Key Stage Four (4): Grades 11 and 12													
<b>EVENT PACKAGE</b>	<p><b>Technical Drafting: Prepare Computer-Aided Design of a House</b></p> <ul style="list-style-type: none"> <li>- <b>Floor Plan</b> (scale 1:100m)</li> <li>- <b>Elevations</b> (front, left, right, and rear elevation)</li> <li>- <b>Perspective</b></li> </ul> <p>Floor area – 60 sq. m. Land area – 100 sq. m. <b>Note:</b> Use scale 1:100 meters</p>													
<b>NO. OF PARTICIPANT/S</b>	1 learner-participant from either of the key stages or grade levels or from one key stage or grade level alone per region													
<b>TIME ALLOTMENT</b>	4 hours excluding interview													
<b>PERFORMANCE STANDARD</b>	The learners create a house plan following architectural standards.													
<b>21<sup>ST</sup> CENTURY SKILL/S</b>	Core skills supported using ICT, technical, information management, communication, collaboration, creativity, critical thinking, and problem-solving													
<b>CREATIVE INDUSTRIES DOMAIN</b>	Design													
<b>DESCRIPTION</b>	<p><b>Technical Drafting</b> is an NFOT event category of Technolympics that allows learner-participants to perform mensuration and calculations, interpret technical drawings and plans, and prepare computer-aided drawings with structural layout and details.</p>													
<b>CRITERIA FOR ASSESSMENT</b>	<table border="1"> <thead> <tr> <th>Criteria</th> <th>Percentage</th> </tr> </thead> <tbody> <tr> <td>Aesthetic/Architectural/Originality and creativity of design/ideas</td> <td>40%</td> </tr> <tr> <td>Accuracy (<i>measurements against drawing</i>)</td> <td>40%</td> </tr> <tr> <td>Speed (<i>on time -10, 5 min. late -5, 6 min above 1</i>)</td> <td>10%</td> </tr> <tr> <td>Ability to Present the Process</td> <td>10%</td> </tr> <tr> <td><b>Total</b></td> <td><b>100%</b></td> </tr> </tbody> </table>		Criteria	Percentage	Aesthetic/Architectural/Originality and creativity of design/ideas	40%	Accuracy ( <i>measurements against drawing</i> )	40%	Speed ( <i>on time -10, 5 min. late -5, 6 min above 1</i> )	10%	Ability to Present the Process	10%	<b>Total</b>	<b>100%</b>
Criteria	Percentage													
Aesthetic/Architectural/Originality and creativity of design/ideas	40%													
Accuracy ( <i>measurements against drawing</i> )	40%													
Speed ( <i>on time -10, 5 min. late -5, 6 min above 1</i> )	10%													
Ability to Present the Process	10%													
<b>Total</b>	<b>100%</b>													

## EVENT RULES AND MECHANICS

- A. All officially enrolled learners in the Junior High School (JHS) Technology and Vocational Education (TVE), Technology and Livelihood Education (TLE), Senior High School (SHS) Technical Vocational Livelihood (TVL) eligible to join.
- B. The Event Administrator, members of the Technical Committee, and Panel of Experts, should be at the venue two (2) hours ahead of the event schedule.
- C. The Technical Committee shall inspect the resource requirements for the event.
- D. Event materials, tools, equipment, and other supplies needed at the venue shall be made ready by the Event Administrator sixty (60) minutes before the event schedule.

- E. All participants shall be at the designated venue thirty (30) minutes before the event starts.
- F. The Event Administrator shall let participants to draw lots to determine their respective places. Setting up of extension cords, tools, and equipment shall be done during this time.
- G. Borrowing of materials, supplies, tools, and equipment is strictly prohibited.
- H. Briefing of participants shall be done fifteen (15) minutes before the scheduled event.
- I. The Event Administrator shall signal for the event to start. Once the event has started, teacher-coaches, parents, and other delegates shall no longer be allowed to talk to participants to concentrate in the event.
- J. Only the Event Administrator, Technical Committee members, Panel of Experts, Official Photographer, and participants are allowed to be at the venue.
- K. Questions/queries from the participants shall not be entertained during the exhibition proper.
- L. Participants shall go through a panel interview after the four (4) hour time allotment.
- M. The working area should be cleaned by the participants immediately after the event.

**RESOURCE REQUIREMENT**

<b>Event Supplies, Tools and Equipment</b>	<b>Participant</b>	<b>Host School / Venue</b>	<b>Host Region / Division</b>
<b>D. Materials / Supplies</b>			
<b>E. Tools / Equipment</b>		- Desktop computer - Printer (ratio 1:1)	
<b>F. Others</b>		- AutoCAD 2019 Version <i>Note: Any version of CAD is allowed but in uniform.</i>	- Printing cost

**Note:** All outputs (soft and hard copies) shall be collected by the Event Secretary and shall be endorsed to the Organizers.



# 2023 NATIONAL FESTIVAL OF TALENTS



## Implementing Guidelines on Sining Tanghalan

The categories, modes of delivery, number of learner-participants and teacher-coaches, and time allotment for Sining Tanghalan per region are the following:

Category	Mode of Delivery	No. of Learner-Participant	No. of Teacher-Coach	Time Allotment
Direk ko, Ganap mo	in-person	2	1	1 day
Sulatanghal	in-person	1	1	4 hours
Likhawitan	in-person	1	1	4 hours
Himig Bulilit	in-person	4	1	3-5 minutes
Sineliksik	in-person	2	1	8 hours
Sayaw ng Kabataang Pinoy	<b>hybrid (in-person and online)</b>	20	2	
Philippine Folk Dance	in-person	6	1	5 minutes
Guhit Bulilit	<b>online</b>	1	1	Draw - 2 hours Tell - 5 minutes
Pintahusay	in-person	1	1	8 hours
<b>TOTAL</b>		<b>38</b>	<b>10</b>	



# SINING TANGHALAN

(A Showcase of Talents and Skills in Arts Areas and Performances)



<b>COMPONENT AREA</b>	<b>MAPEH and SPA</b>											
<b>KEY STAGE</b>	Key Stage Three (3): Grades 7 to 10; Key Stage Four (4): Grades 11 to 12											
<b>EVENT TITLE</b>	<b>Direk Ko, Ganap Mo (In-Person)</b>											
<b>NO. OF PARTICIPANT/S</b>	2 learner-participants either from Key Stage Three (3) or Four (4)											
<b>TIME ALLOTMENT</b>	1 day											
<b>PERFORMANCE STANDARD</b>	<ul style="list-style-type: none"> <li>The learner performs creative pieces using body movements and vocal improvisations in the integrated arts process that exhibit understanding of the different elements of artistic expressions and principles of organization.</li> <li>The learner performs tasks and activities in the pre-production phase based on the criteria set.</li> </ul>											
<b>21<sup>ST</sup> CENTURY SKILL/S</b>	Creativity, Communication, Collaboration, Critical thinking, Flexibility, Adaptability, Initiative, Self-direction, Social and Cross-cultural skills, Productivity and Accountability, Leadership and Responsibility											
<b>CREATIVE INDUSTRIES DOMAIN</b>	Performing Arts, Creative Services											
<b>DESCRIPTION</b>	The <b>Direk Ko, Ganap Mo (In-Person)</b> is an NFOT event category of Sining Tanghalan relevant to acting showcase that allows learner-participants to follow the direction and instructions given by a theater director in relation to the script and scene provided.											
<b>CRITERIA FOR PRESENTATION</b>	<table border="1"> <thead> <tr> <th>Criteria</th> <th>Percentage</th> </tr> </thead> <tbody> <tr> <td>Interpretation of the whole script</td> <td>25%</td> </tr> <tr> <td>Acting technique</td> <td>40%</td> </tr> <tr> <td>Delivery (voice, clarity, projection etc.)</td> <td>35%</td> </tr> <tr> <td><b>Total</b></td> <td><b>100%</b></td> </tr> </tbody> </table>		Criteria	Percentage	Interpretation of the whole script	25%	Acting technique	40%	Delivery (voice, clarity, projection etc.)	35%	<b>Total</b>	<b>100%</b>
Criteria	Percentage											
Interpretation of the whole script	25%											
Acting technique	40%											
Delivery (voice, clarity, projection etc.)	35%											
<b>Total</b>	<b>100%</b>											

## EVENT RULES AND MECHANICS

- A. "Direk Ko, Ganap mo" is an in-person acting showcase.
- B. Each region shall register two (2) learner-participants and one (1) teacher-coach.
- C. Participants must not be previously declared winners in any international acting competition.
- D. Participants must not have any experience in performing with any professional theater company or part of any talent managing firm. (e.g. PETA, Repertory Philippines, Tanghalang Pilipino, ABS-CBN Talent Center, and the likes.)
- E. Participants shall be given a copy of the original script two weeks before the event.

- F. During the event, a theater director/ resource person shall give instructions to participants as to how the script should be performed.
- G. Performance shall be done in a closed room with only resource person and event coordinators. A video camera shall record all proceedings inside the room and a TV monitor for live viewing shall be placed outside the room.
- H. Other participants waiting for their turn to perform shall be contained in a holding room together with other coaches.
- I. Participants must come on time; thus, late participants shall no longer be entertained.

**RESOURCE REQUIREMENTS**

	<b>Participants</b>	<b>Host Division / Region</b>
<b>A. Supplies and Materials</b>		<ul style="list-style-type: none"> <li>- Type Writing paper</li> <li>- Twenty (20) pcs pencils</li> <li>- Twenty (20) long sized folders</li> </ul>
<b>B. Tools and Equipment</b>		<ul style="list-style-type: none"> <li>- One (1) unit Video camera of good quality</li> <li>- One (1) unit TV Monitor</li> <li>- Memory card</li> <li>- Four (4) units Lapel mic with batteries</li> <li>Sound system</li> </ul>
<b>C. Room/ Hall Specification</b>		One (1) fully air-conditioned room that can accommodate 20 pax preferably computer laboratory)



# SINING TANGHALAN

(A Showcase of Talents and Skills in Arts Areas and Performances)



<b>COMPONENT AREA</b>	<b>SPA CREATIVE WRITING</b>															
<b>KEY STAGE</b>	Key Stage Three (3): Grades 7 to 10															
<b>EVENT TITLE</b>	<b>Sulatanghal (On-site)</b>															
<b>NO. OF PARTICIPANT/S</b>	1 learner-participants and 1 coach															
<b>TIME ALLOTMENT</b>	4 hours															
<b>PERFORMANCE STANDARD</b>	<ul style="list-style-type: none"> <li>• The learner creates literary works that apply the features/elements of rituals, festivals, folklore, myths, and legends.</li> <li>• The learner develops literary works using the combination of local/traditional and digital-based literary styles.</li> <li>• The learner creates literary works that spur social transformation.</li> </ul>															
<b>21<sup>ST</sup> CENTURY SKILL/S</b>	Creativity, Communication, Collaboration, Critical thinking, Flexibility, Adaptability, Initiative, Self-direction, Social and Cross-cultural skills, Productivity and Accountability, Leadership and Responsibility															
<b>CREATIVE INDUSTRIES DOMAIN</b>	Performing Arts, Creative Services, Publishing and Printed Media															
<b>DESCRIPTION</b>	<b>Sulatanghal (In-Person)</b> is an NFOT event category of Sining Tanghalan that showcases on-the-spot playwriting. The learner is given 4 hours to develop and create a one-act stage play depending on the given theme.															
<b>CRITERIA FOR PRESENTATION</b>	<table border="1"> <thead> <tr> <th>Criteria</th> <th>Percentage</th> </tr> </thead> <tbody> <tr> <td>Plot (Use of form and stage)</td> <td>20%</td> </tr> <tr> <td>Character (Originality and character development)</td> <td>20%</td> </tr> <tr> <td>Dialogue (appropriate use of language)</td> <td>20%</td> </tr> <tr> <td>Themes and Ideas (relationship between form and content)</td> <td>20%</td> </tr> <tr> <td>Theatricality (Ambition of the work and intended genre)</td> <td>20%</td> </tr> <tr> <td><b>Total</b></td> <td><b>100%</b></td> </tr> </tbody> </table>		Criteria	Percentage	Plot (Use of form and stage)	20%	Character (Originality and character development)	20%	Dialogue (appropriate use of language)	20%	Themes and Ideas (relationship between form and content)	20%	Theatricality (Ambition of the work and intended genre)	20%	<b>Total</b>	<b>100%</b>
Criteria	Percentage															
Plot (Use of form and stage)	20%															
Character (Originality and character development)	20%															
Dialogue (appropriate use of language)	20%															
Themes and Ideas (relationship between form and content)	20%															
Theatricality (Ambition of the work and intended genre)	20%															
<b>Total</b>	<b>100%</b>															

## EVENT RULES AND MECHANICS

- Sulatanghal is a Playwriting event.
- One (1) participant per region accompanied by one (1) coach.
- Participants should have not won in any international playwriting/ screenwriting competition.
- Have not had any play produced by a professional theater company.
- Have not had any play published in a literary journal.
- An orientation with the participants by the resource person will be done before the start of the event.
- During the writing phase, each participant will be asked to write a one-act stage play based on the given theme. They will be given a total of 4 hours to write via online hybrid modality.
- Scripts should be submitted with the following requirements:

- i. Dialogue should be tailored for 2 actors/actresses
  - ii. Written in Filipino and /or English
  - iii. Saved in .doc/.docx format (Font size 12, double -spaced, letter size paper)
- I. The best play/script for Sulatanghal will be used for the Direk Ko, Ganap Mo in the NFOT of the following year.
- J. Participants must be on time thus late participants will no longer be entertained.

**RESOURCE REQUIREMENTS**

	<b>Participants</b>	<b>Host Region</b>
<b>A. Supplies and Materials</b>	<ul style="list-style-type: none"> <li>- Type Writing paper</li> <li>- Two (2) pcs pencils</li> <li>- Two (2) long sized folders</li> </ul>	
<b>B. Tools and Equipment</b>	<ul style="list-style-type: none"> <li>- One (1) desktop/laptop each per participant and for livestream;</li> <li>- Online audio-visual equipment</li> <li>- Three (3) pcs Webcam</li> <li>- Fast and reliable internet connection</li> <li>- Tables and chairs for the participants and TWG</li> <li>- Timer</li> </ul>	<ul style="list-style-type: none"> <li>- One (1) desktop/laptop each per participant and for livestream;</li> <li>- Online audio-visual equipment</li> <li>- Three (3) pcs Webcam</li> <li>- Fast and reliable internet connection</li> <li>- Tables and chairs for the participants and TWG</li> <li>- Timer</li> </ul>
<b>C. Room/ Hall Specification</b>		<ul style="list-style-type: none"> <li>- One (1) fully air-conditioned room that can accommodate 20 pax preferably computer laboratory)</li> </ul>



# SINING TANGHALAN

(A Showcase of Talents and Skills in Arts Areas and Performances)



<b>COMPONENT AREA</b>	<b>MUSIC</b>																				
<b>KEY STAGE</b>	Key Stage Three (3): Grades 7 to 10; Key Stage Four (4): Grades 11 to 12																				
<b>EVENT TITLE</b>	<b>Likhawitan (In-Person)</b>																				
<b>NO. OF PARTICIPANT/S</b>	1 learner-participant either from Key Stage Three (3) or Four (4) per region																				
<b>TIME ALLOTMENT</b>	4 hours for songwriting 3 to 5 minutes performance																				
<b>PERFORMANCE STANDARD</b>	The learner creates a musical work using media and technology, performs music in solo and with accompaniment, and demonstrates musical skills in voice and/or instrument-playing.																				
<b>21<sup>ST</sup> CENTURY SKILL/S</b>	Creativity, Communication, Critical Thinking, Social and Cross-cultural Skills, Flexibility, Productivity																				
<b>CREATIVE INDUSTRIES DOMAIN</b>	<ul style="list-style-type: none"> <li>• Audiovisual Media</li> <li>• Performing Arts</li> </ul>																				
<b>DESCRIPTION</b>	<b>Likhawitan (In-Person)</b> is an NFOT event category of SiningTanghalan that allows learner-participants to showcase their talents in songwriting, singing, and playing musical instrument.																				
<b>CRITERIA FOR PRESENTATION</b>	<table border="1"> <thead> <tr> <th>Criteria</th> <th>Percentage</th> </tr> </thead> <tbody> <tr> <td><b>Song Writing</b></td> <td></td> </tr> <tr> <td>Lyrics (Relevance to the theme)</td> <td>25%</td> </tr> <tr> <td>Music (Arrangement and melody)</td> <td>25%</td> </tr> <tr> <td>Originality (Authenticity of the piece)</td> <td>15%</td> </tr> <tr> <td><b>Performance</b></td> <td></td> </tr> <tr> <td>Vocal quality (harmony)</td> <td>15%</td> </tr> <tr> <td>Accompaniment</td> <td>15%</td> </tr> <tr> <td>Showmanship (Stage presence interpretation)</td> <td>10%</td> </tr> <tr> <td><b>Total</b></td> <td>100%</td> </tr> </tbody> </table>	Criteria	Percentage	<b>Song Writing</b>		Lyrics (Relevance to the theme)	25%	Music (Arrangement and melody)	25%	Originality (Authenticity of the piece)	15%	<b>Performance</b>		Vocal quality (harmony)	15%	Accompaniment	15%	Showmanship (Stage presence interpretation)	10%	<b>Total</b>	100%
Criteria	Percentage																				
<b>Song Writing</b>																					
Lyrics (Relevance to the theme)	25%																				
Music (Arrangement and melody)	25%																				
Originality (Authenticity of the piece)	15%																				
<b>Performance</b>																					
Vocal quality (harmony)	15%																				
Accompaniment	15%																				
Showmanship (Stage presence interpretation)	10%																				
<b>Total</b>	100%																				

## EVENT RULES AND MECHANICS

- There shall be one (1) entry per region composed of one (1) learner-participant from either Key Stage Three (3) or Four (4) and accompanied by 1 coach.
- Participants shall showcase their musical skills including composition writing, singing, and playing musical accompaniment.
- Participants should have not previously joined any professional group or performed/won in any international vocal solo and songwriting competition.
- Participants should have not previously published works in any paid format like channels/websites, including a recording company.
- Songs can be in Filipino or local language.
- The lyrics should be relevant to the theme and/or depict local culture and heritage.



- G. Participants may choose any type of music genre (ballad, rock, etc.) for the composition.
- H. Each participant shall be given 4 hours to compose the song based on the theme which shall be provided during the event orientation (7:45 am - 8:00 am).
- I. A live accompaniment must be played during the performance. Participants shall bring their preferred musical accompaniment like guitar, ukulele, piano/keyboard, rhythm instruments etc.
- J. The handwritten composition with the lyrics and chords shall be submitted to the event administrator.

**RESOURCE REQUIREMENTS**

- Supplies and Materials (Music Writing Notebook, Pencil)
- Tools and Equipment (Microphone, Mic Stand, sound system of good quality)



# SINING TANGHALAN

(A Showcase of Talents and Skills in Arts areas and Performances)



<b>COMPONENT AREA</b>	<b>MUSIC</b>	
<b>KEY STAGE</b>	Key Stage One (1): Kindergarten to Grade 2; Key Stage Two (2): Grades 3 to 4	
<b>EVENT TITLE</b>	<b>HIMIG BULILIT (ONSITE)</b>	
<b>NO. OF PARTICIPANT/S</b>	4 learner-participants either from Key Stage One (1) or Two (2) per region	
<b>TIME ALLOTMENT</b>	3 to 5 minutes performance	
<b>PERFORMANCE STANDARD</b>	<ul style="list-style-type: none"> <li>• participates actively in a group performance to demonstrate different vocal and instrumental sounds</li> <li>• accurate performance of songs following the musical symbols pertaining to melody indicated in the piece</li> <li>• participates in a group performance to demonstrate different vocal and instrumental sounds</li> <li>• applies learned concepts of melody and other elements of composition and performance</li> </ul>	
<b>21<sup>ST</sup> CENTURY SKILL/S</b>	Creativity, Communication, Critical Thinking, Social and Cross-cultural Skills, Flexibility, Productivity	
<b>CREATIVE INDUSTRIES DOMAIN</b>	<ul style="list-style-type: none"> <li>• Audiovisual Media</li> <li>• Performing Arts</li> </ul>	
<b>DESCRIPTION</b>	<b>Himig Bulilit (Onsite)</b> is an NFOT event category of Sining Tanghalan that allows learner-participants to showcase their talents in singing (Quartet).	
<b>CRITERIA FOR PRESENTATION</b>	<b>Criteria</b>	<b>Percentage</b>
	Musicality (rhythm, balance, tonality, and harmony)	35%
	Interpretation (expression, dynamics, phrasing)	30%
	Vocal quality (harmony)	25%
	Showmanship (stage presence)	10%
	<b>Total</b>	<b>100%</b>

## EVENT RULES AND MECHANICS

- A. Himig Bulilit is a children's quartet exhibition.
- B. There will be one (1) entry per region.
- C. The group should be composed of 4 elementary learners (K to 6) per region. They shall sing and actively participate during the exhibition with one (1) teacher/coach.
- D. The group shall sing two (2) songs in acapella: One (1) warm-up song of choice and one (1) common piece which will be video recorded in an MP4 format.
- E. The common piece shall be provided by the NTWG.
- F. The groups are encouraged to wear any appropriate attire.
- G. A student Filipino Sign Language (FSL) interpreter will be provided by each participating region and included in the video recording at the lower right-hand corner of the screen.

H. Video recording of the performance shall be sent to the NTWG on the assigned date.

**RESOURCE REQUIREMENTS**

	<b>EACH PARTICIPATING REGION</b>
<b>Supplies and Materials</b>	<ul style="list-style-type: none"><li>- USB drive for recording of performance</li></ul>
<b>Tools and Equipment</b>	<ul style="list-style-type: none"><li>- Microphones with mic stand</li><li>- Online audio-visual system of good quality</li><li>- TV monitor connected online</li><li>- Fast and stable internet connection</li><li>- Tables and chairs for the participants and TWG</li></ul>
<b>Room/Hall Specification</b>	<ul style="list-style-type: none"><li>- One (1) fully air conditioned room for the showcasing of talents that can accommodate 50 pax</li><li>- One (1) holding area for participants.</li></ul>



# SINING TANGHALAN

(A Showcase of Talents and Skills in Arts Areas and Performances)



<b>COMPONENT AREA</b>	<b>MAPEH AND SPA MEDIA ARTS</b>	
<b>KEY STAGE</b>	Key Stage Three (3): Grades 7 to 10; Key Stage Four (4): Grades 11 to 12	
<b>EVENT TITLE</b>	<b>Sineliksik (In-Person)</b>	
<b>NO. OF PARTICIPANT/S</b>	2 learner-participants either from Key Stage Three (3) or Four (4) per region	
<b>TIME ALLOTMENT</b>	<ul style="list-style-type: none"> <li>• Four (4) hours for shooting</li> <li>• Four (4) hours for editing</li> <li>• Showcase (the next day)</li> </ul>	
<b>PERFORMANCE STANDARD</b>	The learner produces a play using application of theater and drama for different developmental goals in society with emphasis on the role of the director and different artistic tasks in a production.	
<b>21<sup>ST</sup> CENTURY SKILL/S</b>	Creativity and Innovation, Critical Thinking and Problem-Solving, Communication and Collaboration, Information Literacy, Media literacy, Technology skills, Flexibility and Adaptability, Initiative and Self-Direction, Social and Cross-Cultural Skills, Productivity and Accountability, Leadership and Responsibility	
<b>CREATIVE INDUSTRIES DOMAIN</b>	Audiovisual Media, Creative Services	
<b>DESCRIPTION</b>	<b>Sineliksik (In-Person)</b> is an NFOT event category of Sining Tanghalan that allows learner-participants to prepare and showcase a short film.	
<b>CRITERIA FOR PRESENTATION</b>	<b>Criteria</b>	<b>Percentage</b>
	<b>Storyline, narrative flow:</b> overall cohesive storytelling, unified look and feel, clear narrative focus and direction of storyline.	40%
	<b>Cinematic Technique and Creativity:</b> controlled camera work, clear quality of sound, attention to composition and framing. Creativity: originality or uniqueness of take, slant, or topic; freshness of technique or treatment.	25%
	<b>Insight/Relevance to the theme:</b> ability for the whole film to look into and discuss the theme/subject matter. Suitability of the narrative or storytelling to the audience appeal.	25%
	<b>Quality:</b> flawlessness of editing, clarity of sound, readability of text, focus of shots	10%
	<b>Total</b>	<b>100%</b>

## **EVENT RULES AND MECHANICS**

- A. **Sineliksik (in-person)** is a short film competition.
- B. Each region will showcase one (1) entry.
- C. Two learner-participants per region are allowed. They may be accompanied by one (1) teacher-coach provided that they should not assist the participants in the development, conceptualization, production, and/or editing of the video.
- D. Participants are required to bring their own laptop/s or computers with video editing softwares, digital cameras or video cameras with computer cable for uploading, tripod, extension cords and other paraphernalia related to video shooting and editing. Use of drones is not allowed.
- E. Films must:
- be cut and edited according to the creative direction of the team;
  - contain text and graphic elements;
  - use music, live sound, and/or narration; music must be **original or royalty-free**; and
  - only use primary footages taken/captured during the actual conduct of NFOT and music used must be acknowledged accordingly in the end credits.
- F. The films may:
- incorporate color correction and visual effects; and
  - use b-roll or establish footage taken outside the competition period but these must be taken/produced during the NFOT days and from the designated location/s (e.g. traffic shots, time lapses, sunrise/sunset scenes.)
- G. The finished output must be:
- 4-5 minutes in duration not including opening/closing credits
  - a maximum of 30 seconds (0.5 minutes) for opening credits
  - a maximum of 60 seconds (1 minute) for closing credits
  - total output duration must not exceed 6:30 minutes (390 seconds)
- H. Submitted entries must not include any indication or reference to the creators, the creators' school, region, or other identifying marks. Only the film's title may be used to identify the project. Teams are allowed to produce a version with complete titles and credits for their personal consumption, but this copy should not be submitted to the showcase.
- I. Entries should be saved in a flash drive encoded in MP4, M4A, WMV, AVI or MOV format submitted on the event date before the specified cut-off or deadline.
- J. Medium of communication should be in Filipino and/or English. However, subtitles may be used **ONLY** for films in local languages. Videos should be an original work of the learner-participants and shall not infringe any copyrights or any rights of any third party.

- K. Images shown and presented in the film must be taken during the 2023 NFOT. If the output requires pre-existing stock or news footage, these may be used to a maximum of 20% of the film and must:
- be royalty-free, in the public domain, or under a Creative Commons license for attribution (BY) and non-commercial use (NC);
  - be obtained from a recognized news or information agency (e.g. CNN, GMA, News, etc.); and
  - properly cite artists and works in the closing credits (Artist Title, website/ source).
- L. Films are encouraged to use music or sound elements taken or produced during the 2023 NFOT. Films are also allowed to use non-original music and sounds provided that:
- The works are available for use royalty-free, in the public domain, or under a Creative Commons license for attribution (BY) and non-commercial use (NC) and these are obtained from recognized royalty-free or Creative Commons sources (e.g. SoundCloud, Jamendo, Wikimedia); and
  - The artists and works are properly cited in the closing credits (Artist, Title, website/ source).
- M. Participants may use to choose any style (e.g. observational, participative, journalistic, or reflexive) and utilize various tools to deliver content (e.g. narration, on-camera, interviews, music, dramatization/s, etc.) but it must be noted that the emphasis of the showcase is on visual storytelling rather than narrative or textual stories.
- N. Participants shall be briefed on the rules and parameters of the showcase. They shall be given access to the same general film location and a space for post-production.
- O. Resource Persons/RTWG/NTWG shall prepare a theme for the draw lots to be used in the actual competition during the orientation.
- P. The official showcase time shall begin and end at a time allotted by the NTWG. All participants shall start from a location designated by the NTWG. Films must be submitted to the marshals at the assigned date and time.
- Q. An additional three (3) actors (learners/spectators in the location) may be requested to take part in the film.
- R. Roles of Teacher-Coaches:
- They are responsible for managing the participants, keeping them focused and on-track, maintaining team dynamics, and ensuring completion and adherence to the rules;
  - They may secure and manage production equipment but are not allowed to set up or configure equipment such as cameras, tripods, or editing systems; and
  - They should not interfere, influence, or be involved in the creative and technical development of the film during the shooting and editing.
- S. Teacher-coaches are not allowed to edit, do camera or sound work, or similar involvement in the production process.

<b>RESOURCE REQUIREMENTS</b>		
	<b>Participants</b>	<b>Host Division / Region</b>
<b>D. Supplies and Materials</b>		<ul style="list-style-type: none"> <li>- Typewriting Paper</li> <li>- Twenty (20) Pencils</li> <li>- Twenty (20) pcs. Long-sized folders</li> <li>- Timer</li> </ul>
<b>E. Tools and Equipment</b>	<ul style="list-style-type: none"> <li>- laptop/s or computers with video editing software,</li> <li>- digital cameras or video cameras with computer cable for uploading, tripod, extension cord, and other paraphernalia</li> </ul>	<ul style="list-style-type: none"> <li>- Two (2) LCD Units with two (2) big screens for the public viewing of the finished short films;</li> <li>- Tables and chairs for the audience</li> </ul>
<b>F. Room/ Hall Specification</b>		<ul style="list-style-type: none"> <li>- One (1) fully air-conditioned hall that can accommodate 74 participants during the film editing;</li> <li>- One (1) fully air-conditioned hall That can accommodate 3,000 pax during the public viewing.</li> </ul>



# SINING TANGHALAN

(A Showcase of Talents and Skills in Arts Areas and Performances)



<b>COMPONENT AREA</b>	<b>DANCE</b>													
<b>KEY STAGE</b>	Key Stage Two (2): Grades 4 to 6													
<b>EVENT TITLE</b>	<b>Philippine Folk Dance (In-Person)</b>													
<b>NO. OF PARTICIPANT/S</b>	6 learner-participants either from Key Stage Two (2) per region													
<b>TIME ALLOTMENT</b>	Maximum of five (5) minutes  In dances where the literature does not specify the entrance/ exit, the trainer may arrange one, however both must not exceed sixteen measures.													
<b>PERFORMANCE STANDARD</b>	PE 4-6 (Quarters 3 & 4)  The learner executes the skills involved in the dance.													
<b>21<sup>ST</sup> CENTURY SKILL/S</b>	Creativity, Collaboration, Critical thinking, Leadership													
<b>CREATIVE INDUSTRIES DOMAIN</b>	Performing Arts, Traditional Cultural Expressions													
<b>DESCRIPTION</b>	<b>Philippine Folk Dance (in-person)</b> is an NFOT event category of Sining Tanghalan that allows learner-participants to showcase dances from the lowland rural communities/from the countryside and mimetics in nature.													
<b>CRITERIA FOR PRESENTATION</b>	<table border="1"> <thead> <tr> <th>Criteria</th> <th>Percentage</th> </tr> </thead> <tbody> <tr> <td>Performance (Spacing, Formations, Execution Showmanship)</td> <td>40%</td> </tr> <tr> <td>Interpretation of Written Instructions</td> <td>20%</td> </tr> <tr> <td>Stagging</td> <td>20%</td> </tr> <tr> <td>Overall Impact</td> <td>10%</td> </tr> <tr> <td><b>Total</b></td> <td><b>100%</b></td> </tr> </tbody> </table>	Criteria	Percentage	Performance (Spacing, Formations, Execution Showmanship)	40%	Interpretation of Written Instructions	20%	Stagging	20%	Overall Impact	10%	<b>Total</b>	<b>100%</b>	
Criteria	Percentage													
Performance (Spacing, Formations, Execution Showmanship)	40%													
Interpretation of Written Instructions	20%													
Stagging	20%													
Overall Impact	10%													
<b>Total</b>	<b>100%</b>													

## EVENT RULES AND MECHANICS

- The objective of this showcase is to promote appreciation and understanding for folk dances of the region. It aims to raise the awareness of the people on culture and the arts through folk dance performances.
- Only one (1) entry per region is allowed.
- A minimum of six (6) performers and one (1) teacher-coach shall be allowed per region.
- The dance literature is a rural folk dance highlighting mimetic activity.
- The dance must be from any of the following published Philippine folk dance books:
  - Philippine Folk Dances, Volumes 1-6 by Francisca Reyes Aquino
  - Philippine National Dances by Francis Reyes Aquino
  - Visayan Folk Dances, Volumes 1-3 by Libertad Fajardo
  - Pangasinan Folk Dances by Jovita Sison Friese
  - Samar Folk Dances by Juan C. Miel
  - Handumanan by Jose Balcena
  - Philippine Folk Dances and Songs by the Bureau of Public Schools, 1965
  - Sayaw: Dances of the Philippine Islands, Volume 1-9 by the Philippine Folk Dance Society



- Classic Collection of the Philippine Folk Dances by the Philippine Folk Dance Society Volumes 1-11
- F. The dance must be accompanied by canned music prescribed by the book. Live accompaniment is not allowed.
- G. Medley (combination) of different dances is not allowed.
- H. In dances where the literature does not specify or describe the entrance/exit, the trainer must arrange one, however, both must not exceed 16 measures.

<b>RESOURCE REQUIREMENTS</b>		
	<b>Participants</b>	<b>Host Division / Region</b>
<b>A. Supplies and Materials</b>		<ul style="list-style-type: none"> <li>- Clipboard</li> <li>- Typewriting Paper</li> <li>- Twenty (20) pcs. pencils</li> <li>- Twenty (20) pcs. long-sized folders</li> <li>- 3pcs. Calculators</li> <li>- 5 pcs. Long-sized Mail Envelopes</li> </ul>
<b>B. Tools and Equipment</b>	<ul style="list-style-type: none"> <li>- Props</li> <li>- Music for Dance</li> </ul>	<ul style="list-style-type: none"> <li>- Sound System</li> <li>- Three (3) Big Screens during exhibition</li> <li>- Tables and chairs for judges and TWG</li> <li>- Stopwatch</li> <li>- Signboards</li> </ul>
<b>C. Room/ Hall Specification</b>		<ul style="list-style-type: none"> <li>- One (1) fully air-conditioned hall that can accommodate at least 300 pax</li> <li>- One (1) big room adjacent to the contest hall that can accommodate 120 pax to be used as holding area for the performers.</li> </ul>



# SINING TANGHALAN

(A Showcase of Talents and Skills in Arts Areas and Performances)



<b>COMPONENT AREA</b>	<b>MAPEH/ SPA DANCE</b>
<b>KEY STAGE</b>	Key Stage Three (3): Grades 7 to 10; Key Stage Four (4): Grades 11 to 12
<b>EVENT TITLE</b>	<b>Bayle sa Kalye at Eksibisyon (Hybrid Modality)</b>
<b>NO. OF PARTICIPANT/S</b>	20 learner-participants either from Key Stage Three (3) or Four (4) per region
<b>TIME ALLOTMENT</b>	A. BAYLE SA KALYE = whole parade route B. BAYLE EKSIBISYON = Five (5) minutes including entrance and exit
<b>PERFORMANCE STANDARD</b>	<p><b>SPA 7- FOLK DANCE &amp; BALLET STRAND</b></p> <p><i>Performance Standards</i></p> <ul style="list-style-type: none"> <li>• exhibits skills on the different dance forms/genres.</li> <li>• performs basic dance movement combinations (<i>locomotor and non-locomotor</i>) in relation to space.</li> <li>• creates basic movement combinations using the elements of dance in accordance with the movement framework of Rudolph Laban</li> <li>• creates movement combinations inspired by the local cultural experiences and/or a regional dance.</li> </ul> <p><b>SPA8 - FOLK DANCE STRAND</b></p> <ul style="list-style-type: none"> <li>• performs skillfully selected local/regional/national dances from Luzon, Visayas and Mindanao, based on dance literature.</li> <li>• showcases and skillfully performs selected local and national dances.</li> </ul> <p><b>SPA8 - BALLET STRAND</b></p> <ul style="list-style-type: none"> <li>• performs correctly some ballet steps and movements using the principles of classical ballet.</li> <li>• performs contemporary dance movements using the Cunningham technique.</li> <li>• showcases and skillfully performs selected classical/contemporary dances.</li> </ul> <p><b>SPA9 - DANCE – FOLK DANCE STRAND</b></p> <ul style="list-style-type: none"> <li>• performs at least three (3) dances from different countries.</li> <li>• executes the different ballroom/ dance sport movements with precision.</li> <li>• interprets at least one (1) Philippine or foreign dance literature.</li> <li>• conducts documentation of selected local dances through videos and other multimedia facilities.</li> </ul> <p><b>SPA9- DANCE – BALLET STRAND</b></p> <ul style="list-style-type: none"> <li>• performs choreographed ballet movement phrases.</li> </ul>

	<ul style="list-style-type: none"> <li>creates dance pieces utilizing the modern dance technique.</li> <li>creates a collaborative ballet dance composition according to a “thematic concept.”</li> </ul> <p><b>SPA10- DANCE – FOLK DANCE &amp; BALLET STRAND</b></p> <ul style="list-style-type: none"> <li>prepares a design in mounting a dance production.</li> <li>creates a plan for the ballet and folk-dance production.</li> <li>organizes appropriate production rehearsal for the dance production.</li> <li>develops understanding of quality dance production.</li> </ul> <p><b>PE 4-10 (Quarters 3 &amp; 4)</b></p> <ul style="list-style-type: none"> <li>Executes the skills involved in the dance.</li> </ul> <p><b>ARTS &amp; DESIGN</b></p>																		
<b>21<sup>ST</sup> CENTURY SKILL/S</b>	Creativity, Collaboration, Critical thinking, Leadership																		
<b>CREATIVE INDUSTRIES DOMAIN</b>	Performing Arts, Traditional Cultural Expressions																		
<b>DESCRIPTION</b>	<b>Sayaw ng Kabataang Pinoy (Hybrid Modality)</b> is an NFOT event category of Sining Tanghalan that allows learner-participants to showcase dances from the lowland rural communities/from the countryside and mimetics in nature																		
<b>CRITERIA FOR PRESENTATION</b>	<table border="1"> <thead> <tr> <th>Criteria</th> <th>Percentage for Dance Parade</th> <th>Percentage for Dance Exhibition</th> </tr> </thead> <tbody> <tr> <td><b>Choreography</b> (Creativity/ Composition/ Originality/ Style)</td> <td>30%</td> <td>20%</td> </tr> <tr> <td><b>Performance</b> (Skills and Technique, Timing and Coordination, Showmanship and Mastery)</td> <td>40%</td> <td>50%</td> </tr> <tr> <td><b>Production Design</b> (costume/ props) <b>and Music</b></td> <td>20%</td> <td>10%</td> </tr> <tr> <td><b>Theme/Concept</b></td> <td>10%</td> <td>20%</td> </tr> <tr> <td><b>Total</b></td> <td><b>100%</b></td> <td><b>100%</b></td> </tr> </tbody> </table>	Criteria	Percentage for Dance Parade	Percentage for Dance Exhibition	<b>Choreography</b> (Creativity/ Composition/ Originality/ Style)	30%	20%	<b>Performance</b> (Skills and Technique, Timing and Coordination, Showmanship and Mastery)	40%	50%	<b>Production Design</b> (costume/ props) <b>and Music</b>	20%	10%	<b>Theme/Concept</b>	10%	20%	<b>Total</b>	<b>100%</b>	<b>100%</b>
Criteria	Percentage for Dance Parade	Percentage for Dance Exhibition																	
<b>Choreography</b> (Creativity/ Composition/ Originality/ Style)	30%	20%																	
<b>Performance</b> (Skills and Technique, Timing and Coordination, Showmanship and Mastery)	40%	50%																	
<b>Production Design</b> (costume/ props) <b>and Music</b>	20%	10%																	
<b>Theme/Concept</b>	10%	20%																	
<b>Total</b>	<b>100%</b>	<b>100%</b>																	

#### **EVENT RULES AND MECHANICS**

- A. The “Bayle” is a modern/contemporary dance parade and exhibition anchored on the specific theme. Concept or theme for performance, costume and props must be reflective and relevant to their locality but not limited to the festivals.
- B. The “Bayle” shall have two (2) separate categories:
  - a. Modern Street Dance Parade - It is the choreographed parade routine performed by each group as they travel during the Festival Parade.
  - b. Dance Exhibition - It is the full presentation of the group’s choreographed dance performance.

- C. Only one (1) entry per region is allowed. The region shall combine the results of the dance parade and dance exhibition to determine the regional entry to the national level.
- D. Only the host region shall perform on site. All other regions shall perform via livestream simultaneously during the event date and time.
- E. Twenty (20) dancers and 2 teacher-coaches per region shall be allowed.
- F. The steps in Street dance should be progressive in nature.
- G. The group may use any music of their choice during the dance exhibition, but the dance routines should be purely transformational in nature which is characterized by the use of dance steps and movements which could be a fusion of two or more dance forms such as classical ballet, contemporary/modern dance, jazz, hip-hop, folkdance, neo-ethnic, and other genre.
- H. The following are **strictly prohibited**:
  - a. tossing
  - b. lifting
  - c. use of flammable materials (fireworks/pyrotechnics)
  - d. live animals as part of the performance
  - e. props more than 12x12 inches in dimension including textile length
  - f. extender
  - g. provision for pre-set stage
- I. Participants are encouraged to use costumes and props that may represent their regions.
- J. Only hand-held props shall be allowed to be used in the parade and exhibition.
- K. The mobile sound system shall be provided by the host region.
- L. During the parade, participants are expected to demonstrate their skills. No exhibition routines that require pausing or stopping shall be done within the parade route. Marshalls shall be assigned to guide participants and ensure the smooth flow of the parade.

**RESOURCE REQUIREMENTS**

	<b>Participants</b>	<b>Host Division / Region</b>
<b>A. Supplies and Materials</b>		<ul style="list-style-type: none"> <li>- Clipboard</li> <li>- Typewriting Paper</li> <li>- Twenty (20) pcs. pencils</li> <li>- Twenty (20) pcs. long-sized folders</li> <li>- 3pcs. Calculators</li> <li>- 5 pcs. Long-sized Mail Envelopes</li> </ul>
<b>B. Tools and Equipment</b>	<ul style="list-style-type: none"> <li>- Props</li> <li>- Music for Dance</li> <li>- Online livestream audio-video equipment</li> <li>- Fast and reliable internet connection</li> </ul>	<ul style="list-style-type: none"> <li>- 6 pcs Two-way radio</li> <li>- Online livestream audio-video equipment</li> <li>- Megaphone</li> <li>- Fast and reliable internet connection</li> <li>- Sound System for Street Dance and Exhibition</li> <li>- Speakers to be installed in strategic</li> </ul>

		<p>areas during the parade</p> <ul style="list-style-type: none"> <li>- Three (3) Big Screens during exhibition</li> <li>- Tables and chairs for judges and TWG</li> <li>- Stopwatch</li> <li>- Signboards</li> </ul>
<b>C. Room/ Hall Specification</b>	<ul style="list-style-type: none"> <li>- One (1) fully air-conditioned hall that can accommodate dancers and coaches for online hybrid participants</li> </ul>	<ul style="list-style-type: none"> <li>- One (1) fully air-conditioned hall that can accommodate audience of 3000 pax (for NFOT Opening Program and Bayle Exhibition event)</li> <li>- One (1) big room adjacent to the contest hall to be used as a holding area for the performers.</li> </ul>



# SINING TANGHALAN

(A Showcase of Talents and Skills in Arts Areas and Performances)



<b>COMPONENT AREA</b>	<b>SINING BISWAL</b>																			
<b>KEY STAGE</b>	Kindergarten																			
<b>EVENT TITLE</b>	<b>Guhit Bulilit (Online Modality)</b>																			
<b>NO. OF PARTICIPANT/S</b>	1 Kindergarten learner-participant per region																			
<b>TIME ALLOTMENT</b>	Part 1 Draw: Two (2) hours Part 2 Tell: Maximum of 5 minutes per learner																			
<b>PERFORMANCE STANDARD</b>	<b>Malikhaing Pagpapahayag (Creative Expression)</b>  Pagpapahayag ng kaisipan at imahinasyon sa malikhaing at malayang pamamaraan.																			
<b>21<sup>ST</sup> CENTURY SKILL/S</b>	<ul style="list-style-type: none"> <li>• Critical Thinking Skills</li> <li>• Creativity and Innovation</li> <li>• Flexibility and Adaptability</li> <li>• Initiative and Self-Direction</li> </ul>																			
<b>CREATIVE INDUSTRIES DOMAIN</b>	Visual Arts, Audiovisual Media																			
<b>DESCRIPTION</b>	<b>Draw and Tell</b> is an NFOT event category of Sining Tanghalan for Kindergarten learners that follow the principles of “Show and Tell.” In this event, Kindergarten learner-participants shall be asked to draw an image on a piece of paper and describe it using their own words. This event showcases learners’ aesthetic expression and fine motor skills through drawing and coloring, as well as oral communication skills through oral presentation of their work.																			
<b>CRITERIA FOR PRESENTATION</b>	<table border="1"> <thead> <tr> <th>Criteria</th> <th>Percentage</th> </tr> </thead> <tbody> <tr> <td><b>Draw</b></td> <td></td> </tr> <tr> <td>Relevance to the theme</td> <td>15%</td> </tr> <tr> <td>Visual organization</td> <td>15%</td> </tr> <tr> <td>Color harmony</td> <td>20%</td> </tr> <tr> <td>Workmanship</td> <td>20%</td> </tr> <tr> <td><b>Tell</b></td> <td></td> </tr> <tr> <td>Delivery (Fluency, expression, confidence)</td> <td>30%</td> </tr> <tr> <td><b>Total</b></td> <td><b>100%</b></td> </tr> </tbody> </table>		Criteria	Percentage	<b>Draw</b>		Relevance to the theme	15%	Visual organization	15%	Color harmony	20%	Workmanship	20%	<b>Tell</b>		Delivery (Fluency, expression, confidence)	30%	<b>Total</b>	<b>100%</b>
Criteria	Percentage																			
<b>Draw</b>																				
Relevance to the theme	15%																			
Visual organization	15%																			
Color harmony	20%																			
Workmanship	20%																			
<b>Tell</b>																				
Delivery (Fluency, expression, confidence)	30%																			
<b>Total</b>	<b>100%</b>																			

## EVENT RULES AND MECHANICS

- A. Guhit Bulilit is open to all learners who are officially enrolled in Kindergarten.
- B. Only one (1) Kindergarten learner-participant per region is allowed.
- C. Participants may be accompanied by one (1) teacher-coach. However, they are only allowed to assist the participants during the setting up of materials during the event.
- D. Participants should be at the venue on time.
- E. Materials shall be provided by the RTWG/NTWG.
- F. Participants are not allowed to bring photos for reference of their entries.

- G. The subject of the drawing shall be based on the theme which shall be given during the event.
- H. Participants shall use pencil & crayons of ten (10) inches by eight (8) inches (10x8) illustration board.
- I. Participants shall be given two (2) hours to finish their artworks/outputs.
- J. The delivery is in the Mother Tongue / L1 for a maximum of five (5) minutes (Tell). However, to non-Tagalog learner-participants, teacher-coaches are requested to interpret the message for better understanding of the spectators.
- K. The RTWG/NTWG shall facilitate the drawing of lots and provide the necessary instructions for the smooth conduct of the contest.

**RESOURCE REQUIREMENTS**

	<b>EACH PARTICIPATING REGION</b>
<b>A. Supplies and Materials</b>	<ul style="list-style-type: none"> <li>- 1 pc 10x8 inches illustration board</li> <li>- 1 box of crayons (16pcs per box)</li> <li>- 2 pcs. No. 2 Pencils</li> <li>- 1 pc sharpeners</li> <li>- 2 marking pens (black)</li> <li>- 1 pcs. rulers (12 inches)</li> <li>- 1 pc erasers (box type)</li> <li>- 1 long folder</li> </ul>
<b>B. Tools and Equipment</b>	<ul style="list-style-type: none"> <li>- Online audio-visual system of good quality</li> <li>- TV monitor connected online</li> <li>- Fast and stable internet connection</li> <li>- Tables and chairs for the participants and TWG</li> </ul>
<b>C. Room/Hall Specification</b>	<ul style="list-style-type: none"> <li>- One (1) fully air-conditioned room for the showcasing of talents that can accommodate 50 pax</li> <li>- One (1) holding area for participants.</li> </ul>



# SINING TANGHALAN

(A Showcase of Talents and Skills in Arts areas and Performances)



<b>COMPONENT AREA</b>	<b>SINING BISWAL</b>													
<b>KEY STAGE</b>	Key Stage Three (3): Grades 7 to 10; Key Stage Four (4): Grades 11 to 12													
<b>EVENT TITLE</b>	<b>Pintahusay (In-Person)</b>													
<b>NO. OF PARTICIPANT/S</b>	1 learner-participant either from Key Stage Three (3) or Four (4) per region													
<b>TIME ALLOTMENT</b>	8 hours													
<b>PERFORMANCE STANDARD</b>	Create varied artworks using elements and principles of designs in the composition of structures and landscapes in various positions and different angles.													
<b>21<sup>ST</sup> CENTURY SKILL/S</b>	<ul style="list-style-type: none"> <li>• Critical Thinking Skills</li> <li>• Creativity and Innovation</li> <li>• Flexibility and Adaptability</li> <li>• Initiative and Self-Direction</li> </ul>													
<b>CREATIVE INDUSTRIES DOMAIN</b>	Visual Arts													
<b>DESCRIPTION</b>	<b>On-the-Spot Painting</b> is an NFOT event category of Sining Tanghalan for Junior and Senior High School students where they can showcase their creative interpretation of a given theme through visual representation using acrylic paint on canvas as medium.													
<b>CRITERIA FOR PRESENTATION</b>	<table border="1"> <thead> <tr> <th>Criteria</th> <th>Percentage</th> </tr> </thead> <tbody> <tr> <td><b>Artistic Merit</b> (Elements and Principles of Art)</td> <td>30%</td> </tr> <tr> <td><b>Interpretation of the theme</b> (Relevance)</td> <td>30%</td> </tr> <tr> <td><b>Difficulty</b> (Technique)</td> <td>20%</td> </tr> <tr> <td><b>Overall impression of the art</b> (Artwork on its own as a complete and outstanding work of art)</td> <td>20%</td> </tr> <tr> <td><b>Total</b></td> <td><b>100%</b></td> </tr> </tbody> </table>		Criteria	Percentage	<b>Artistic Merit</b> (Elements and Principles of Art)	30%	<b>Interpretation of the theme</b> (Relevance)	30%	<b>Difficulty</b> (Technique)	20%	<b>Overall impression of the art</b> (Artwork on its own as a complete and outstanding work of art)	20%	<b>Total</b>	<b>100%</b>
Criteria	Percentage													
<b>Artistic Merit</b> (Elements and Principles of Art)	30%													
<b>Interpretation of the theme</b> (Relevance)	30%													
<b>Difficulty</b> (Technique)	20%													
<b>Overall impression of the art</b> (Artwork on its own as a complete and outstanding work of art)	20%													
<b>Total</b>	<b>100%</b>													

## EVENT RULES AND MECHANICS

- A. Pintahusay is an on-the-spot Painting Showcase.
- B. One (1) learner-participant either from Key Stage (3) or Four (4) per region is allowed.
- C. Learner-participants are given 8 hours to finish their output.
- D. Participants may be accompanied by one (1) teacher-coach. However, teacher-coaches are only allowed to assist the them during the setting up of materials during the event.
- E. The participants should execute one solid composition or concept (poster concept is not allowed)
- F. Participants must bring their own paintbrushes, sponges, paint containers, and paint cleaning materials (newspaper, washcloth, etc.) while acrylic paint in primary colors (red, blue, yellow) and neutral colors (black and white), easels and canvas (36x48 inches) will be provided by the RTWG/NTWG.



- G. Participants are not allowed to bring pictures or images as references of their entries.
- H. The subject of the painting shall be focused on *PLEIN AIR* or outdoor painting.
- I. Participants must come on time. However, late participants shall still be accommodated but time shall not be extended.

**RESOURCE REQUIREMENTS**

	<b>Participants</b>	<b>Host Division / Region</b>
<b>A. Supplies and Materials</b>		<ul style="list-style-type: none"> <li>- Typewriting</li> <li>- Twenty (20) pcs pencils</li> <li>- Twenty (20) long sized folders</li> </ul>
<b>B. Tools and Equipment</b>	<ul style="list-style-type: none"> <li>- Props</li> <li>- Music for Dance</li> <li>- Online livestream audio-video equipment</li> <li>- Fast and reliable internet connection</li> </ul>	<ul style="list-style-type: none"> <li>- Seventeen (17) pcs canvass (36x48 inches) with primer and frame</li> <li>- Seventeen (17) pcs painting easels.</li> <li>- 17 sets of Acrylic Paints               <ul style="list-style-type: none"> <li>o Blue (5L)</li> <li>o Red (5L)</li> <li>o Yellow (5L)</li> <li>o Black (5L)</li> <li>o White (5L)</li> </ul> </li> <li>- Tables and chairs for the judges and contestants</li> <li>- Newspapers and rags</li> <li>- Stopwatch</li> </ul>
<b>C. Room/ Hall Specification</b>		<ul style="list-style-type: none"> <li>- Any open space conducive and safe for the showcase.</li> <li>- One (1) air-conditioned room for the arts display/exhibit</li> </ul>

**RUBRIC FOR ASSESSMENT OF OUTPUTS IN PINTAHUSAY**

Category	5	4	3	2	1
<b>Artistic Merit</b>	Demonstrates a mastery of skill and a clear understanding and application of specific medium qualities. The output is pleasing and complete	Demonstrates skill and some understanding of specific medium qualities. The output is pleasing and partially complete	Demonstrates partial skill and understanding of specific medium qualities. The output is neat and partially complete	Demonstrates limited skill and understanding of specific medium qualities. The output is fairly neat and partially complete	Demonstrates limited skill and understanding of specific medium qualities. The output is fairly neat and not complete
<b>Interpretation of the Theme</b>	Design shows unique and creative interpretation of the task and ability to think with extreme attention to details.	Design shows clear understanding of task and ability to think with more effort and with attention to details.	Design shows some creativity and adequate interpretation of task and displays some details.	Design shows creativity with limited evidence of original thought	Design shows limited evidence of original thought and the work appears unfinished.
<b>Difficulty</b>	Shows and effectively utilizes knowledge of the elements and principles of design and effectively filled the entire space.	Shows knowledge by combining all elements and principles of design and filled the entire space.	Shows knowledge by combining 3 to 4 elements and filled the entire space.	Shows some elements and principles and filled the entire space.	Shows limited evidence of elements and principles and partly filled the space.
<b>Overall Impression of the Art</b>	Extraordinary organization of art elements, content and execution in the artwork.	The organization of art elements, content and execution are addressed in the artwork.	The organization of art elements, content and execution are partly addressed in the artwork.	The organization of art elements, content and execution with some notable information in the artwork.	The organization of art elements, content and execution has limited information in the artwork



# 2023 NATIONAL FESTIVAL OF TALENTS



## Implementing Guidelines on Read-A-Thon

The categories, mode of delivery, number of participants and teacher-coaches, and time allotment for Read-a-Thon per region are the following:

Category	Mode of Delivery	No. of Learner-Participant	No. of Teacher-Coach	Time Allotment
Story Retelling (English)	in-person	1	1	30 minutes
Oral Reading Interpretation (English)	in-person	1	1	20 minutes
Oratorical Composition and Presentation (English)	in-person	1	1	60 minutes
Muling Pagkukuwento (Filipino)	in-person	1	1	30 minutes
Interpretatibong Pagbasa (Filipino)	in-person	1	1	20 minutes
Sulat-Bigkas ng Talumpati (Filipino)	in-person	1	1	60 minutes
<b>Total</b>		<b>6</b>	<b>6</b>	



# READ-A-THON (ENGLISH)

(A Showcase of English Language Skills Exhibition)



<b>COMPONENT AREA</b>	<b>READ-A-THON</b>										
<b>KEY STAGE</b>	Key Stage One (1): Grade Three (3)										
<b>EVENT TITLE</b>	<b>Story Retelling (English)</b>										
<b>NO. OF PARTICIPANT/S</b>	1 Grade three (3) learner-participant per region										
<b>TIME ALLOTMENT</b>	30 minutes including preparation										
<b>PERFORMANCE STANDARD</b>	The learner fluently expresses ideas in various speaking tasks and uses speaking skills and strategies appropriately to communicate ideas in varied theme-based tasks.										
<b>21<sup>ST</sup> CENTURY SKILL/S</b>	Communication, Creativity, and Critical Thinking										
<b>CREATIVE INDUSTRIES DOMAIN</b>	Performing Arts Domain										
<b>DESCRIPTION</b>	<b>Story Retelling (English)</b> is an NFOT event category of Read-A-Thon that determines how well learner-participants have comprehended a specific story read by retelling it using their own words and expressions.										
<b>CRITERIA FOR PRESENTATION</b>	<table border="1"><thead><tr><th>Criteria</th><th>Percentage</th></tr></thead><tbody><tr><td><b>Mastery of the Story</b><ul style="list-style-type: none"><li>Retell accurately the significant details and elements of the story read</li><li>Communicate the story in a sequential order</li></ul></td><td>50%</td></tr><tr><td><b>Voice Projection</b><ul style="list-style-type: none"><li>Retell the story creatively with correct use of language and loudly enough for the audience to hear</li><li>Observe proper stress, intonation, and juncture</li></ul></td><td>30%</td></tr><tr><td><b>Stage Presence</b><ul style="list-style-type: none"><li>Show confidence and appropriate posture/projection, facial expressions, and gestures</li><li>Perform within the allotted time</li></ul></td><td>20%</td></tr><tr><td><b>Total</b></td><td><b>100%</b></td></tr></tbody></table>	Criteria	Percentage	<b>Mastery of the Story</b> <ul style="list-style-type: none"><li>Retell accurately the significant details and elements of the story read</li><li>Communicate the story in a sequential order</li></ul>	50%	<b>Voice Projection</b> <ul style="list-style-type: none"><li>Retell the story creatively with correct use of language and loudly enough for the audience to hear</li><li>Observe proper stress, intonation, and juncture</li></ul>	30%	<b>Stage Presence</b> <ul style="list-style-type: none"><li>Show confidence and appropriate posture/projection, facial expressions, and gestures</li><li>Perform within the allotted time</li></ul>	20%	<b>Total</b>	<b>100%</b>
Criteria	Percentage										
<b>Mastery of the Story</b> <ul style="list-style-type: none"><li>Retell accurately the significant details and elements of the story read</li><li>Communicate the story in a sequential order</li></ul>	50%										
<b>Voice Projection</b> <ul style="list-style-type: none"><li>Retell the story creatively with correct use of language and loudly enough for the audience to hear</li><li>Observe proper stress, intonation, and juncture</li></ul>	30%										
<b>Stage Presence</b> <ul style="list-style-type: none"><li>Show confidence and appropriate posture/projection, facial expressions, and gestures</li><li>Perform within the allotted time</li></ul>	20%										
<b>Total</b>	<b>100%</b>										

## EVENT RULES AND MECHANICS

- Story Retelling (English)** event is open to all Grade three (3) learners who are officially enrolled in public schools. This shall be done under **exhibition category**. Each region shall register one (1) learner-participant and one (1) teacher-coach.
- A printed copy of a story in English, pen, and paper shall be provided to the participants by the National Technical Working Group (NTWG) during the event. These shall be retrieved from them before their actual performance.

- C. Teacher-coaches and parents shall be allowed to assist their participants and provide their snacks (30) minutes prior to the start of the event. Afterwards, participants shall enter the holding area.
- D. Drawing of lots by the participants for their number identifier shall be done thirty (30) minutes before the event proper.
- E. At the event venue, participants shall be given twenty-five (25) minutes to silently read the given story. They may use pen and paper to organize their thoughts. Then, they shall retell the story read using their own words which shall not exceed (5) minutes.
- F. Participants shall not be allowed to read the story again during their performance.
- G. Colored flags shall be raised by the NTWG to cue the participants during the event proper. **Green flag** shall be raised to inform the participants on the 'start of their allotted time,' **yellow flag** to signal the remaining '30 seconds,' and **red flag** to signal that their 'time is up.' When the red flag is raised, the participants are expected to stop their performance.
- H. Using cellphone or any gadget and/or bringing reference materials/handouts, copy of any story, costumes, props, musical instrument/accompaniment are not allowed inside the exhibition venue.
- I. Plain white t-shirt and maong pants shall be worn by participants during the event.

#### **RESOURCE REQUIREMENTS**

- Supplies and materials
- Timer and flags
- Strips of paper for drawing of lots
- Number identifier
- Wireless microphone with stand
- Sound system
- Certificates
- Pencils
- Ballpens
- Folders
- Calculators
- Bond paper
- Holding Area
- Signages (Preparation Area, Holding Area, Viewing Area, Coaches and Parents' Area)



# READ-A-THON (ENGLISH)

(A Showcase of English Language Skills Exhibition)



<b>COMPONENT AREA</b>	<b>READ-A-THON</b>	
<b>KEY STAGE</b>	Key Stage Two (2): Grade Six (6)	
<b>EVENT TITLE</b>	<b>Oral Reading Interpretation (English)</b>	
<b>NO. OF PARTICIPANT/S</b>	1 Grade six (6) learner-participant per region	
<b>TIME ALLOTMENT</b>	20 minutes including preparation	
<b>PERFORMANCE STANDARD</b>	The learner accurately, fluently, and creatively reads aloud literary texts.	
<b>21<sup>ST</sup> CENTURY SKILL/S</b>	Communication, Creativity, and Critical Thinking	
<b>CREATIVE INDUSTRIES DOMAIN</b>	Performing Arts Domain	
<b>DESCRIPTION</b>	<b>Oral Reading Interpretation (English)</b> is an NFOT event category of Read-A-Thon that allows learner-participants to demonstrate their interpretive skills and ability to communicate using effective verbal and non-verbal cues in reading a story aloud to an audience.	
<b>CRITERIA FOR PRESENTATION</b>	<b>Criteria</b>	<b>Percentage</b>
	<b>Oral Interpretation</b>	
	<ul style="list-style-type: none"> <li>• Read aloud accurately the message/theme, emotions, mood, character, and all other elements of the story</li> <li>• Establish creative and dramatic impact throughout the presentation</li> </ul>	50%
	<b>Voice Projection</b>	
	<ul style="list-style-type: none"> <li>• Speak clearly, distinctly, and with appropriate and varied pauses, pitch, and tone modulation</li> <li>• Recite loudly enough for the audience to hear</li> </ul>	30%
<b>Stage Presence</b>		
<ul style="list-style-type: none"> <li>• Show confidence and appropriate posture/projection, facial expressions, and gestures</li> <li>• Perform within the allotted time</li> </ul>	20%	
<b>Total</b>		<b>100%</b>

## EVENT RULES AND MECHANICS

- A. **Oral Reading Interpretation (English)** event is open to all Grade six (6) learners who are officially enrolled in public schools. This shall be done under **exhibition category**. Each region shall register one (1) learner-participant and one (1) teacher-coach.

- B. A printed copy of a story in English shall be provided to the participants by the National Technical Working Group (NTWG) during the event. This shall be retrieved from them before their actual performance.
- C. Teacher-coaches and parents shall be allowed to assist their participants and provide their snacks (30) minutes prior to the start of the event. Afterwards, participants shall enter the holding area.
- D. Drawing of lots by the participants for their number identifier shall be done thirty (30) minutes before the event proper.
- E. At the event venue, participants shall be given fifteen (15) minutes to study the story. Then, they shall read aloud the story creatively and dramatically which shall not exceed (5) minutes.
- F. Colored flags shall be raised by the NTWG to cue the participants during the event proper. **Green flag** shall be raised to inform the participants on the 'start of their allotted time,' **yellow flag** to signal the remaining '30 seconds,' and **red flag** to signal that their 'time is up.' When the red flag is raised, the participants are expected to stop their performance.
- G. Using cellphone or any gadget and/or bringing reference materials/handouts, copy of any story, costumes, props, musical instrument/accompaniment are not allowed inside the event venue.
- H. Plain white t-shirt and maong pants shall be worn by participants during the event.

#### **RESOURCE REQUIREMENTS**

- Supplies and materials
- Timer and flags
- Strips of paper for drawing of lots
- Number identifier
- Wireless microphone with stand
- Sound system
- Certificates
- Pencils
- Ballpens
- Folders
- Calculators
- Bond paper
- Holding Area
- Signages (Preparation Area, Holding Area, Viewing Area, Coaches and Parents' Area)



# READ-A-THON (ENGLISH)

(A Showcase of English Language Skills Exhibition)



<b>COMPONENT AREA</b>	<b>READ-A-THON</b>	
<b>KEY STAGE</b>	Key Stage Three (3): Grade Ten (10)	
<b>EVENT TITLE</b>	<b>Oratorical Composition and Presentation (English)</b>	
<b>NO. OF PARTICIPANT/S</b>	1 Grade ten (10) learner-participant per region	
<b>TIME ALLOTMENT</b>	60 minutes including preparation	
<b>PERFORMANCE STANDARD</b>	The learner composes a short but powerful persuasive speech using a variety of persuasive techniques and devices and delivers it using effective verbal and non-verbal strategies.	
<b>21<sup>ST</sup> CENTURY SKILL/S</b>	Communication, Creativity, and Critical Thinking	
<b>CREATIVE INDUSTRIES DOMAIN</b>	Performing Arts Domain	
<b>DESCRIPTION</b>	<b>Oratorical Composition and Presentation (English)</b> is an NFOT event category of Read-A-Thon that allows learner-participants to write a short speech based on a given topic or theme and deliver it in a formal and dignified manner before an audience.	
<b>CRITERIA FOR PRESENTATION</b>	<b>Criteria</b>	<b>Percentage</b>
	<b>Oral Interpretation</b>	
	<ul style="list-style-type: none"> <li>• Compose a short, logical, and coherent speech relevant to the given topic or theme</li> <li>• Deliver the speech in a formal, dignified, engaging, and persuasive manner</li> <li>• Use words that represent own thoughts, feelings, and expressions</li> </ul>	50%
	<b>Voice Projection</b>	
	<ul style="list-style-type: none"> <li>• Speak clearly, distinctly, and with appropriate and varied pauses, pitch, and tone modulation</li> <li>• Recite loudly enough for the audience to hear</li> </ul>	30%
<b>Stage Presence</b>		
<ul style="list-style-type: none"> <li>• Show confidence and appropriate posture/projection, facial expressions, and gestures</li> <li>• Perform within the allotted time</li> </ul>	20%	
	<b>Total</b>	<b>100%</b>



## EVENT RULES AND MECHANICS

- A. **Oratorical Composition and Presentation (English)** event is open to all Grade ten (10) learners who are officially enrolled in public schools. This shall be done under **exhibition category**. Each region shall register one (1) learner-participant and one (1) teacher-coach.
- B. Pen and paper shall be provided to the participants by the National Technical Working Group (NTWG) during the event. This shall be retrieved from them after their actual performance.
- C. Participants are not allowed to bring copy of any speech, costumes, props, musical instrument/accompaniment in the event.
- D. Teacher-coaches and parents shall be allowed to assist their participants and provide their snacks (30) minutes prior to the start of the event. Afterwards, participants shall enter the holding area.
- E. Drawing of lots by the participants for their number identifier shall be done thirty (30) minutes before the event proper.
- F. At the event venue, participants shall be simultaneously provided with the topic or theme for their speech. They shall be given fifty (50) minutes to write on a piece of paper their short speech based on the given topic or theme. Afterwards, the NTWG shall collect the written speeches from the participants. Participants shall not be allowed to rewrite or revise their speech after it has been collected.
- G. To provide participants with sufficient time to prepare, they shall receive their speech from the NTWG five (5) minutes before their turn for speech delivery.
- H. Participants shall be called to deliver their speech which shall not exceed (5) minutes.
- I. Colored flags shall be raised by the NTWG to cue the participants during the event proper. **Green flag** shall be raised to inform the participants on the 'start of their allotted time,' **yellow flag** to signal the remaining '30 seconds,' and **red flag** to signal that their 'time is up.' When the red flag is raised, the participants are expected to stop their performance.
- J. Using cellphone or any gadget and/or bringing reference materials/handouts, copy of any story, costumes, props, musical instrument/accompaniment are not allowed inside the event venue.
- K. Plain white t-shirt and maong pants shall be worn by participants during the event.

## RESOURCE REQUIREMENTS

- Supplies and materials
- Timer and flags
- Strips of paper for drawing of lots
- Number identifier
- Wireless microphone with stand
- Sound system
- Certificates

- Pencils
- Ballpens
- Folders
- Calculators
- Bond paper
- Holding Area
- Signages (Preparation Area, Holding Area, Viewing Area, Coaches and Parents' Area)



# READ-A-THON (FILIPINO)

(A Showcase of Filipino Language Skills Exhibition)



<b>SAKLAW NA KOMPONENT</b>	<b>READ-A-THON SA FILIPINO</b>	
<b>YUGTONG KINABIBILANGAN</b>	Unang Yugto - Ikatlong Baitang	
<b>KATEGORYA</b>	<b>Muling Pagkukuwento</b>	
<b>BILANG NG KALAHOK</b>	Isa (1) Mag-aaral at Isa (1) Tagapagsanay	
<b>LAANG ORAS</b>	30 minuto para sa paghahanda at pagtatanghal	
<b>PAMANTAYAN SA PAGGANAP</b>	Naipahahayag ng mag-aaral nang matatas ang sariling mga ideya at nagagamit ang mga kasanayan at estratehiya sa pagbasa at pagsasalita nang naaangkop upang maipahayag ang sariling pag-unawa sa binasa sa pamamagitan ng muling pagkukuwento.	
<b>IKA-21 SIGLONG KASANAYAN</b>	Komunikasyon, Pagkamalikhain, at Kritikal/Mapanuring Pag-iisip	
<b>CREATIVE INDUSTRIES DOMAIN</b>	Performing Arts Domain	
<b>DESKRIPSIYON</b>	Ang <b>Muling Pagkukuwento</b> ay isang kategorya ng <i>Read-A-Thon</i> na tinataya ang pag-unawa ng kalahok na mag-aaral sa isang tiyak na kuwentong binasa sa pamamagitan ng muling pagkukuwento o pagsasalaysay nito gamit ang kanilang sariling salita at ekspresyon.	
<b>MGA PAMANTAYAN SA PAGTATANGHAL</b>	<b>Mga Pamantayan</b>	
	<b>Kaalaman/Komprehensiyon sa Kuwento</b>	<b>Bahagdan</b>
	<ul style="list-style-type: none"> <li>• Naisasalaysay muli nang tumpak sa mahahalagang detalye at elemento ng kuwentong binasa</li> <li>• Naisasalaysay muli ang kuwentong binasa ayon sa tamang pagkasunod-sunod ng mahahalagang detalye at pangyayari</li> </ul>	50%
	<b>Paggamit ng Tinig</b> <b>(Tamang Tono, Tatas at Ekspresyon sa Pagsasalaysay)</b> <ul style="list-style-type: none"> <li>• Naisasalaysay muli ang kuwento nang may wastong paggamit ng salita at tamang lakas sa pandinig ng mga manonood</li> <li>• Naipapamalas ang wastong diin, intonasyon, at pagbigkas</li> </ul>	30%
	<b>Pagganap sa Entablado</b>	20%

	<ul style="list-style-type: none"> <li>• Naipakikita ang kumpiyansa at angkop na postura/pagganap, ekspresyon ng mukha, at kilos/galaw</li> <li>• Nakapagtatanghal sa itinakdang oras</li> </ul>	
	<b>KABUUAN</b>	<b>100%</b>

### **I. MGA GABAY NA TUNTUNUN AT MEKANISMO**

- A. Ang **Muling Pagkukuwento** ay bukas sa lahat ng mag aaral sa ikatlong baitang na opisyal na nakatala sa publikong paaralan. Dapat magparehistro ang bawat rehiyon ng isang (1) mag-aaral at isang (1) tagapagsanay.
- B. Ipagkakaloob ang isang limbag na kopya ng kuwento, panulat, at papel sa mga kalahok ng National Technical Working Group (NTWG) sa mismong panahon ng pagganap. Ang mga ito ay dapat makuha mula sa kanila bago ang kanilang aktuwal na pagganap.
- C. Pahihintulutan ang mga gurong tagapagsanay at mga magulang na umalalay sa mga kalahok at maghatid ng kanilang meryenda tatlumpung (30) minuto bago magsimula ang pagganap. Pagkatapos, ang mga kalahok ay papasok sa holding area.
- D. Ang pagbunot ng mga kalahok para sa kanilang numero ng pagkakakilanlan sa pagganap ay dapat isagawa tatlumpung (30) minuto bago magsimula ang pagganap.
- E. Sa exhibition venue, pagkakalooban ng dalawampu't limang (25) minuto ang mga kalahok para sa tahimik na pagbasa at pag-unawa ng kuwento. Maaaring gumamit ng panulat at papel upang maiayos ang mga naiisip na gagawing pagganap. Pagkatapos nito, muling isasalaysay ang nabasang kuwento gamit ang sariling mga salita na hindi lalampas ng limang (5) minuto.
- F. Hindi na maaaring muling basahin ng kalahok ang kuwento sa oras ng pagganap o pagtatanghal.
- G. Magtataas ang NTWG ng may tiyak na kulay ng watawat bilang pahiwatig sa mga kalahok. Kulay berde ang itataas bilang pabatid ng 'simula' ng itinakdang oras ng pagganap. Dilaw naman ang hudyat sa 'natitirang tatlumpung (30) segundo' at pula naman na hudyat na 'tapos na' ang inilaang oras ng pagtatanghal. Inaasahang hihinto na o tapos na ang pagganap ng kalahok kapag itinaas na ang pulang watawat.
- H. Hindi pahihintulutan sa loob ng exhibition venue ang paggamit ng cellphone o anumang gadget at pagdadala ng mga sanggunian o handout, ang kopya ng anumang kuwento, costume, props, musical instrument o iba pang katulad.
- I. Plain white t-shirt at maong pants ang isusuot ng mga kalahok sa pagganap/pagtatanghal.

## **II. Kagamitan mula sa Tagapamahala ng Pagtatanghal**

- Kaugnay na mga suplay at material para sa pagtatanghal
- Kopya ng Kuwento
- Orasan at mga flaglets
- Mga opisyal na papel para sa palabunutan
- Wireless na mikropono na may stand
- Sound system
- Mga Sertipiko
- Mga lapis
- Mga ballpen
- Mga folder
- Bond paper
- Holding Area
- Mga karatula (Preparation Area, Holding Area, Viewing Area, Coach at Parents' Area)



# READ-A-THON (FILIPINO)

(A Showcase of Filipino Language Skills Exhibition)



COMPONENT AREA	READ-A-THON SA FILIPINO								
YUGTONG KINABIBILANGAN	Ikalawang Yugto - Ikaanim na Baitang								
KATEGORYA	<b>Interpretatibong Pagbasa</b>								
BILANG NG KALAHOK	Isa (1) Mag-aaral at Isa (1) Tagapagsanay								
LAANG ORAS	20 minuto para sa paghahanda at pagtatanghal								
PAMANTAYAN SA PAGGANAP	Nakababasa ang mag-aaral ng mga tekstong pampanitikan nang wasto, matatas, at malikhaing naipararating mensahe nito nang may tamang lakas, damdamin, at ekspresyon para sa pag-unawa ng mga manonood.								
IKA-21 SIGLONG KASANAYAN	Komunikasyon, Pagkamalikhain, at Kritikal/Mapanuring Pag-iisip								
CREATIVE INDUSTRIES DOMAIN	Performing Arts Domain								
DESKRIPSIYON	Ang <b>Interpretatibong Pagbasa</b> ay isang kategorya ng <i>Read-A-Thon</i> na nagbibigay ng pagkakataon sa mga mag-aaral na maipamalas ang kanilang kasanayan at kakayahan sa pagpapahayag gamit ang epektibong pasalita at hindi pasalitang pahiwatig sa pamamagitan ng interpretatibong pagbasa nang malakas ng isang kuwento sa mga manonood.								
MGA PAMANTAYAN SA PAGTATANGHAL	<table border="1"><thead><tr><th>Mga Pamantayan</th><th>Bahagdan</th></tr></thead><tbody><tr><td><b>Pasalitang Pagbibigay Interpretasyon</b><ul style="list-style-type: none"><li>Napararating ang mensahe/tema, emosyon, damdamin, karakter, at iba pang kaugnay na elemento sa pamamagitan nang malakas at wastong pagbasa ng kuwento</li><li>Nakapagtatanghal nang makatotohanan at malikhain</li></ul></td><td>50%</td></tr><tr><td><b>Paggamit ng Tinig</b><ul style="list-style-type: none"><li>Nakapagpapahayag nang malinaw, natatangi at may angkop na paiba-ibang pagtigil, tinis, at modulasyon ng tono.</li><li>Nabibigkas nang may tamang lakas para marinig ng mga manonood</li></ul></td><td>30%</td></tr><tr><td><b>Pagganap sa Entablado</b></td><td>20%</td></tr></tbody></table>	Mga Pamantayan	Bahagdan	<b>Pasalitang Pagbibigay Interpretasyon</b> <ul style="list-style-type: none"><li>Napararating ang mensahe/tema, emosyon, damdamin, karakter, at iba pang kaugnay na elemento sa pamamagitan nang malakas at wastong pagbasa ng kuwento</li><li>Nakapagtatanghal nang makatotohanan at malikhain</li></ul>	50%	<b>Paggamit ng Tinig</b> <ul style="list-style-type: none"><li>Nakapagpapahayag nang malinaw, natatangi at may angkop na paiba-ibang pagtigil, tinis, at modulasyon ng tono.</li><li>Nabibigkas nang may tamang lakas para marinig ng mga manonood</li></ul>	30%	<b>Pagganap sa Entablado</b>	20%
	Mga Pamantayan	Bahagdan							
	<b>Pasalitang Pagbibigay Interpretasyon</b> <ul style="list-style-type: none"><li>Napararating ang mensahe/tema, emosyon, damdamin, karakter, at iba pang kaugnay na elemento sa pamamagitan nang malakas at wastong pagbasa ng kuwento</li><li>Nakapagtatanghal nang makatotohanan at malikhain</li></ul>	50%							
	<b>Paggamit ng Tinig</b> <ul style="list-style-type: none"><li>Nakapagpapahayag nang malinaw, natatangi at may angkop na paiba-ibang pagtigil, tinis, at modulasyon ng tono.</li><li>Nabibigkas nang may tamang lakas para marinig ng mga manonood</li></ul>	30%							
<b>Pagganap sa Entablado</b>	20%								

	<ul style="list-style-type: none"> <li>• Naipakikita ang kumpiyansa at angkop na postura/pagganap, ekspresyon ng mukha, at kilos/galaw</li> <li>• Nakapagtatanghal sa itinakdang oras</li> </ul>	
	<b>KABUOAN</b>	<b>100%</b>

### **I. PATNUBAY SA MGA KALAHOK**

- A. Ang **Interpretatibong Pagbasa** ay bukas sa lahat ng mag-aaral sa ikaanim na baitang na opisyal na nakatala sa publikong paaralan. Dapat magparehistro ang bawat rehiyon ng isang (1) mag-aaral at isang (1) tagapagsanay.
- B. Ipagkakaloob ang isang limbag na kopya isang kuwento sa Filipino ng National Technical Working Group (NTWG) sa mismong panahon ng pagganap. Ang mga ito ay dapat makuha mula sa kanila bago ang kanilang aktuwal na pagganap
- C. Pahihintulutan ang mga gurong tagapagsanay at mga magulang na umalalay sa mga kalahok at maghatid ng kanilang meryenda tatlung (30) minuto bago magsimula ang pagganap. Pagkatapos, ang mga kalahok ay papasok sa holding area.
- D. Ang pagbunot ng mga kalahok para sa kanilang numero ng pagkakailanlan sa pagganap ay dapat isagawa tatlung (30) minuto bago magsimula ang pagganap.
- E. Sa exhibition venue, pagkakalooban ng labinglimang (15) minuto ang mga kalahok para sa pagbasa at pag-unawa sa kuwento. Pagkatapos nito ang pagganap, babasahin ang kuwento nang may tamang lakas, malikhain, makatotohanan at may damdamin na hindi lalampas ng limang (5) minuto.
- F. Magtataas ang NTWG ng may tiyak na kulay ng watawat bilang pahiwatig sa mga kalahok. Kulay berde ang itataas bilang pabatid ng 'simula' ng itinakdang oras ng pagganap. Dilaw naman ang hudyat sa 'natitirang tatlung (30) segundo' at pula naman na hudyat na 'tapos na' ang inilaang oras ng pagtatanghal. Inaasahang hihinto na o tapos na ang pagganap ng kalahok kapag itinaas na ang pulang watawat.
- G. Hindi pahihintulutan sa loob ng exhibition venue ang paggamit ng cellphone o anumang gadget at pagdadala ng mga sanggunian o handout, ang kopya ng anumang kuwento, costume, props, musical instrument o iba pang katulad.
- H. Plain white t-shirt at maong pants ang isusuot ng mga kalahok sa pagganap/pagtatanghal.

### **II. Kagamitan mula sa Tagapamahala ng Pagtatanghal**

- Kaugnay na mga suplay at material para sa pagtatanghal
- Kopya ng Kuwento
- Orasan at mga flaglets
- Mga opisyal na papel para sa palabunutan
- Wireless na mikropono na may stand
- Sound system
- Mga Sertipiko
- Mga lapis
- Mga ballpen
- Mga folder
- Bond paper
- Holding Area
- Mga karatula (Preparation Area, Holding Area, Viewing Area, Coach at Parents' Area)



# READ-A-THON (FILIPINO)

(A Showcase of Filipino Language Skills Exhibition)



<b>SAKLAW NA KOMPONENT</b>	<b>READ-A-THON SA FILIPINO</b>	
<b>YUGTONG KINABIBILANGAN</b>	Ikatlong Yugto -Ikasampung Baitang	
<b>KATEGORYA</b>	<b>SULAT-BIGKAS NG TALUMPATI</b>	
<b>BILANG NG KALAHOK</b>	Isa (1) Mag-aaral at Isa (1) Tagapagsanay	
<b>LAANG ORAS</b>	Isang (1) oras para sa pagsulat, paghahanda at pagbigkas ng talumpati	
<b>PAMANTAYAN SA PAGGANAP</b>	Nakabubuo at nakapaglalahad ang mag-aaral ng isang maikli at mapanghikayat na talumpati gamit ang mga teknik na nakahihikayat, mga epektibong berbal at di-berbal na estratehiya sa pagpapahayag, at iba pang mga pamaraan sa mabisang pananalita.	
<b>IKA-21 SIGLONG KASANAYAN</b>	Komunikasyon, Pagkamalikhain, at Kritikal/Mapanuring Pag-iisip	
<b>CREATIVE INDUSTRIES DOMAIN</b>	Performing Arts Domain	
<b>DESKRIPSIYON</b>	Ang <b>SULAT-BIGKAS NG TALUMPATI</b> ay isang kategorya ng <i>Read-A-Thon</i> na magbibigay pagkakataon sa mga mag-aaral na kalahok na sumulat ng maikli at makabuluhang talumpati hinggil sa tiyak na paksa o tema na bibigkasin sa isang pormal at marangal na paraan sa harap ng madla.	
<b>MGA PAMANTAYAN SA PAGTATANGHAL</b>	<b>Krayterya</b>	
	<b>Organisasyon at Kaugnayan</b>	<b>Bahagdan</b>
	<ul style="list-style-type: none"> <li>• Nakabubuo ng talumpati na may tamang ikli/haba, lohikal, may pagkakaugnay ang mga ideta at ayon sa ibinigay na paksa o tema</li> <li>• Naipahahayag ang talumpati sa isang pormal, marangal, nakakawiwili o mapanghikayat na paraan</li> <li>• Nakagagamit ng mga salita na kumakatawan sa sariling kaisipan, damdamin, at pagpapahayag</li> </ul>	50%
<b>Paggamit ng Tinig</b>	<ul style="list-style-type: none"> <li>• Nakapagpapahayag nang malinaw, natatangi at may angkop na paiba-ibang pagtigil, tinis, at modulasyon ng tono.</li> </ul>	30%



	<ul style="list-style-type: none"> <li>• Nabibigkas nang may tamang lakas para marinig ng mga manonood</li> </ul>	
	<b>Pagganap sa Entablado</b> <ul style="list-style-type: none"> <li>• Naipakikita ang kumpiyansa at angkop na postura/pagganap, ekspresyon ng mukha, at kilos/galaw</li> <li>• Nakapagtatanghal sa itinakdang oras</li> </ul>	20%
	<b>KABUOAN</b>	<b>100%</b>

**PATNUBAY SA MGA KALAHOK**

- A. Ang **Sulat-Bigkas ng Talumpati** ay bukas sa lahat ng mag-aaral sa Ikasampung Baitang at opisyal na nakatala sa publikong paaralan. Dapat magparehistro ang bawat rehiyon ng isang (1) mag-aaral at isang (1) tagapagsanay.
- B. Ipagkakaloob ang panulat at papel ay ibibigay sa mga kalahok ng National Technical Working Group (NTWG) sa mismong panahon ng pagganap. Ito ay kukunin mula sa kanila pagkatapos ng kanilang aktuwal na pagganap.
- C. Ang mga kalahok ay hindi pinahihintulutang magdala ng kopya ng anumang talumpati, kasuotan, props, o instrumentong pangmusika/saliw para sa pagtatanghal.
- D. Pahihintulutan ang mga gurong tagapagsanay at mga magulang na umalalay sa mga kalahok at maghatid ng kanilang meryenda tatlung (30) minuto bago magsimula ang pagganap. Pagkatapos, ang mga kalahok ay papasok sa holding area.
- E. Ang pagbunot ng mga kalahok para sa kanilang numero ng pagkakakilanlan sa pagganap ay dapat isagawa tatlung (30) minuto bago magsimula ang pagganap.
- F. Sa exhibition venue, pagkakalooban ang mga kalahok ng paksa o tema para sa kanilang talumpati. Bibigyan sila ng limampung (50) minuto para isulat sa isang papel ang kanilang maikling talumpati batay sa ibinigay na paksa o tema. Pagkatapos, kukunin ng NTWG ang mga naisulat na talumpati mula sa mga kalahok. Hindi papayagang muling isulat o baguhin ang kanilang talumpati.
- G. Para bigyan ng panahon sa paghahanda ang mga kalahok bago ang pagbigkas, ibabalik sa kanila ng NTWG ang kopya ng kanilang naisulat na talumpati mula limang (5) minuto bago ang kanilang pagtatalumpati.
- H. Tatawagin ang mga kalahok para sa pagbigkas ng kanilang talumpati nang hindi lalampas sa limang (5) minuto.
- I. Magtataas ang NTWG ng may tiyak na kulay ng watawat bilang pahiwatig sa mga kalahok. Kulay berde ang itataas bilang pabatid ng 'simula' ng itinakdang oras ng pagganap. Dilaw naman ang hudyat sa 'natitirang tatlung (30) segundo' at pula naman na hudyat na 'tapos na' ang inilaang oras ng pagtatanghal. Inaasahang hihinto na o tapos na ang pagganap ng kalahok kapag itinaas na ang pulang watawat.
- J. Hindi pahihintulutan sa loob ng exhibition venue ang paggamit ng cellphone o anumang gadget at pagdadala ng mga sanggunian o handout, ang kopya ng anumang kuwento, costume, props, musical instrument o iba pang katulad.
- K. Plain white t-shirt at maong pants ang isusuot ng mga kalahok sa pagganap/pagtatanghal.

## **II. Kagamitan mula sa Tagapamahala ng Pagtatanghal**

- Kaugnay na mga suplay at material para sa pagtatanghal
- Orasan at mga flaglets
- Mga opisyal na papel para sa palabunutan
- Tagatukoy ng numero
- Wireless na mikropono na may stand
- Sound system
- Mga Sertipiko
- Mga lapis
- Mga ballpen
- Mga folder
- Bond paper
- Holding Area
- Mga karatula (Preparation Area, Holding Area, Viewing Area, Coach at Parents' Area)



# 2023 NATIONAL FESTIVAL OF TALENTS



## Implementing Guidelines on Population Development (PopDev)

The categories, modes of delivery, number of learner-participants and teacher-coaches, and time-allotment for Population Development (PopDev) per region are the following:

Category	Mode of Delivery	No. of Learner-Participant	No. of Teacher-Coach	Time Allotment
Online Oratorical Speech	<b>video recording</b>	1	1	3 minutes
Pop Quiz	in-person	1	1	3 hours
<b>Total</b>		<b>2</b>	<b>2</b>	



# POPULATION DEVELOPMENT (PopDev)



(A Showcase of Talents and Skills in Araling Panlipunan)

<b>COMPONENT AREA</b>	<b>ARALING PANLIPUNAN</b>	
<b>KEY STAGE</b>	Key Stage Three (3): Grades 7 to 10; Key Stage Four (4): Grades 11 to 12	
<b>EVENT TITLE</b>	<b>Online Oratorical Speech</b>	
<b>NO. OF PARTICIPANT/S</b>	1 learner-participant from either Key Stage Three (3) or Four (4) per region	
<b>TIME ALLOTMENT</b>	Three (3) minutes of video recording	
<b>PERFORMANCE STANDARD</b>	<p>Natataya ang <i>gender roles</i> sa Pilipinas sa iba't ibang panahon /Natatalakay ang katayuan at gampanin ng babae at lalaki sa lipunan noon at ngayon. <b>(AP10KIL-IIIC4)</b></p> <p><b>Pamantayan sa Pagkatuto (CSE)</b>  <i>Identify personal example of the ways in which gender affects people's lives and explain the meaning of and provide examples of gender bias and discrimination</i></p>	
<b>21<sup>ST</sup> CENTURY SKILL/S</b>	Communication, Creativity and Critical Thinking Skills	
<b>CREATIVE INDUSTRIES DOMAIN</b>	Traditional Cultural Expression and Performing Arts	
<b>DESCRIPTION</b>	The Online Oratorical Speech is an NFOT event category of Population Development (PopDev) that will allow learner-participants to showcase an oratorical presentation focusing on the Comprehensive Sexuality Education (DepEd Order 31 s. 2018). It enables learner-participants to exhibit their skills in online public speaking and critical analysis on certain topic or issue and deep understanding about the different issues related to Adolescent Sexual and Reproductive Health that occur in society.	
<b>CRITERIA FOR PRESENTATION</b>	<b>Exhibit Rubrics</b>	<b>Presentation</b>
	<p><b>Message and Content</b></p> <ul style="list-style-type: none"> <li>-Relevant to the specific content in the mechanics.</li> <li>-Unity and Coherence are evident.</li> <li>-Powerful and meaningful message.</li> </ul>	40 %
	<p><b>Delivery and Performance</b></p> <ul style="list-style-type: none"> <li>-Delivered from the heart.</li> <li>-Facial expression, hand gestures. emphasized the different elements of the performance.</li> <li>-Words are pronounced distinctly and correctly.</li> </ul>	30 %
	<p><b>Originality</b></p> <ul style="list-style-type: none"> <li>-The piece must be an original composition by the presenter.</li> </ul>	20 %

	<b>Over-all Impact</b> -Voice and articulation, dramatic appropriateness and evidence of understanding are in unison to convey the message effectively and with great impact.	10 %
	<b>Total</b>	<b>100%</b>

#### **EVENT RULES AND MECHANICS**

- A. The Online Oratorical Speech showcase is open to Junior / Senior High School both private and public-school learners enrolled during the SY 2023-2023.
- B. The Oratorical speech must be an original composition written and delivered in Filipino.
- C. The piece composition must be based on the theme **“CSE Kaagapay sa pagsugpo ng Teenage Pregnancy at pagkakapantay-pantay ng pagtingin sa lahat ng kasarian sa lipunan”** and must integrate positive Filipino values and anchored on the Comprehensive Sexuality Education.
- D. Each participant wearing simple Filipiniana attire shall deliver his/her speech in 2-3 minutes.
- E. The performance shall be pre-recorded.
- F. The video shoot in MP4 format must be a whole body and preferably with blue background and with school name.
- G. The regional office shall endorse the official piece/s to the national level.



# POPULATION DEVELOPMENT (PopDev)



(A Showcase of Talents and Skills in Araling Panlipunan)

<b>COMPONENT AREA</b>	<b>ARALING PANLIPUNAN</b>	
<b>KEY STAGE</b>	Key Stage Three (3): Grades 7 to 10; Key Stage Four (4): Grades 11 to 12	
<b>EVENT TITLE</b>	<b>Pop Quiz</b>	
<b>NO. OF PARTICIPANT/S</b>	1 learner-participant from either Key Stage Three (3) or Four (4) per region	
<b>TIME ALLOTMENT</b>	3 hours	
<b>PERFORMANCE STANDARD</b>	Ang mag-aaral ay... may pag-unawa sa mga epekto ng mga isyu at hamon na may kaugnayan sa kasarian at lipunan upang maging aktibong tagapagtaguyod ng pagkakapantay-pantay at paggalang sa kapwa bilang kasapi ng pamayanan. <b>AP10-Q3w1-8</b>	
<b>21<sup>ST</sup> CENTURY SKILL/S</b>	Communication, Creativity and Critical Thinking Skills	
<b>CREATIVE INDUSTRIES DOMAIN</b>	Traditional Cultural Expression and Performing Arts	
<b>DESCRIPTION</b>	Quiz based on the following Population Education Core Messages/Key Concepts: <ul style="list-style-type: none"> <li>• Family Life and Responsible Parenthood</li> <li>• Gender and Development</li> <li>• Population and Reproductive Health</li> <li>• Population, Environment, Resources, and Sustainable Development</li> </ul>	
<b>CRITERIA FOR PRESENTATION</b>	<b>Round</b>	<b>Presentation (point/s per item)</b>
	Easy (8 items)	1 (8 points)
	Average (7 items)	2 (14 points)
	Difficult (6 items)	3 (18 points)
	<b>Total = 21 Items</b>	<b>40 points</b>

### **EVENT RULES AND MECHANICS**

- A. The formulation of test questions at the local and national levels shall be based on the following Population Education Core Messages/Key Concepts:
- Family Life and Responsible Parenthood;
  - Gender and Development;
  - Population and Reproductive Health; and
  - Population, Environment, Resources, and Sustainable Development.
- B. Review materials for the Pop Quiz shall be provided by Department of Education (DepEd) or Commission on Population (PopCom);

- C. During the quiz, participants shall be provided with whiteboard, markers and erasers.
- D. English or Filipino shall be used as the official language in the conduct of the quiz.
- E. Participants shall be given a total number of twenty-one (21) questions, of which eight (8) are “easy,” seven (7) are “average,” and six (6) are “difficult.”
- F. Points for every correct answer shall be given as follows:  
One (1) point shall be given to correct answer for each “easy” question, two (2) points for each “average” question, and three (3) points for each “difficult” question.
- G. Participants shall be given ten (10) seconds to answer each question. For questions that require computation, participants shall be given a maximum of thirty (30) seconds.
- H. The quizmaster shall only read each question twice. Countdown shall start after the question has been read the second time and the quizmaster says GO. When the quizmaster says “STOP “or “TIME IS UP.”, participants must raise their answers to the audience and to the Assessing Committee until such time that the Proctors have verified or confirmed the answer. A general reminder shall be given to all. However, if the participant still violates, his /her answer shall not be considered.
- I. A participant shall be allowed to change his/her answer within the allotted time.
- J. In case of a tie, a clincher question shall be asked.
- K. In case of inquiry during the actual quiz proceedings, the following procedures shall be observed:
- Only the participant or the official coach is allowed to raise inquiry before the next question is read. The inquiry shall be addressed orally to the assessing committee who shall recognize the inquiry.
  - The chair shall announce the decision upon deliberation with the members of the committee.

#### **RESOURCE REQUIREMENTS**

	<b>Participants</b>	<b>Host School/ Venue</b>	<b>Host Division/ Region</b>
<b>Attire</b>	- NFOT shirt with Denim pants (National Level)		
<b>Tools and Equipment</b>		- Timer - White board - White board marker & eraser - Sound system - LCD Projector - Tables & chairs	
<b>Others</b>			- Utility expenses



# 2023 NATIONAL FESTIVAL OF TALENTS



## Implementing Guidelines on Musabaqah

1. The 2023 National Musabaqah aims to provide the Arabic Language and Islamic Values Education (ALIVE) learners with opportunities to showcase their skills and talents through exhibitions of their performance.
2. The National Musabaqah is composed of two categories: Harf Touch and Qur'an Reading.
3. The Musabaqah showcasing of skills and talents is open to all learners attending ALIVE classes in public and private madaris/schools.
4. The Regional Offices may conduct the regional level Musabaqah for the selection of participants who shall exhibit their Arabic reading skills in the National Level Musabaqah.

The categories, mode of delivery, number of learner-participants and teacher-coaches, and time allotment for Musabaqah per region are the following:

Category	Mode of Delivery	No. of Learner-Participant	No. of Teacher-Coach	Time Allotment
Harf Touch	in-person	1	1	2 minutes
Qur'an Reading	in-person	1	1	5 minutes
<b>Total</b>		2	2	7 minutes





# MUSABAQAH

(A Showcase of Talents and Skills in Arabic Language and Islamic Values)



<b>COMPONENT AREA</b>	<b>ARABIC LANGUAGE</b>
<b>KEY STAGE</b>	Key Stage One (1): Grade One (1)
<b>EVENT TITLE</b>	<b>Harf Touch</b>
<b>NO. OF PARTICIPANT/S</b>	1 Grade One (1) learner-participant who is 6-7 years old during the conduct of 2023 NFOT per region
<b>TIME ALLOTMENT</b>	2 minutes
<b>PERFORMANCE STANDARD</b>	The learner demonstrates oral fluency on Arabic phonemes, phonetics, and alphabets by pronouncing the letters correctly with speed and accuracy through cognition and psychomotor.
<b>21<sup>ST</sup> CENTURY SKILL/S</b>	<ul style="list-style-type: none"><li>• Literacy Skills</li><li>• Thinking Skills</li><li>• Global Awareness</li></ul>
<b>CREATIVE INDUSTRIES DOMAIN</b>	Traditional Cultural Expressions Domain
<b>DESCRIPTION</b>	<p><b>Harf Touch</b> is an NFOT event category of Musabaqah that allows blind-folded learner-participants to touch the surface of the illustration board with engraved Arabic letters. Learner-participants are expected to identify, recognize, and pronounce Arabic letters correctly with speed and accuracy within the allotted time.</p> <p>This activity enhances familiarization of the Arabic letters by employing cognition and psychomotor skills.</p>
<b>CRITERIA FOR PRESENTATION</b>	There shall be one (1) point given for every Arabic letter that is correctly identified and pronounced by learner-participants.

## EVENT RULES AND MECHANICS

- There shall be one (1) Grade One (1) learner-participant, ages 6-7 years old from Grade 1 (male or female) per region.
- Participants shall be seated at the designated holding area.
- Participants shall take turns on stage to identify the letters engraved/cut on illustration board within one minute. The facilitator shall mix the 28 letters as they take their turns.
- There shall be one (1) timekeeper/buzzer, one (1) recorder, one (1) tabulator.
- Timekeeper shall signal the start and the end of time allotted for each participant.
- Participants with correct answers and their corresponding time shall be flashed on the screen.
- The whole proceedings shall be recorded.

### **RESOURCE REQUIREMENTS**

- Engraved Arabic Alphabet in A-4 size, landscape illustration board (white colored on top and mounted in black colored illustration board) Font type: Traditional Arabic

- Font size: 720 except for letters kha (700) and ghayn (600).

Note: Prepare the letters in PowerPoint prior to printing to produce the precise measurement.

- Swimming goggles covered with black cartolina
- Table and chair where Arabic letters will be placed.
- Lapel or microphone (owned by the participant)
- Stopwatch
- Bell/Buzzer
- White board and marker
- Video recorder



# MUSABAQAH

(A Showcase of Talents and Skills in Arabic Language and Islamic Values)



<b>COMPONENT AREA</b>	<b>ARABIC LANGUAGE</b>													
<b>KEY STAGE</b>	Key Stage Two (2)													
<b>EVENT TITLE</b>	<b>Qur'an Reading</b>													
<b>NO. OF PARTICIPANT/S</b>	1 learner-participant (ages 9 to 12 years old; male or female) from Key Stage Two (2)													
<b>TIME ALLOTMENT</b>	5 minutes													
<b>PERFORMANCE STANDARD</b>	The learner demonstrates the proper way to pause, continue, and full stop in reading and reciting the verse (Ayah)/chapter (surah) with proper <i>Tajweed</i> , clear voice in <i>Tawasot</i> and stage presence.													
<b>21<sup>ST</sup> CENTURY SKILL/S</b>	<ul style="list-style-type: none"> <li>• Literacy Skills</li> <li>• Thinking Skills</li> <li>• Global Awareness</li> </ul>													
<b>CREATIVE INDUSTRIES DOMAIN</b>	Traditional Cultural Expressions Domain													
<b>DESCRIPTION</b>	<b>Qur'an Reading</b> is an NFOT event category of Musabaqah that allows learner-participants to showcase their reading skills while developing their good speech habits. The Qur'an is the material to be used as it is an authentic source of stories and literature for Muslims.													
<b>CRITERIA FOR PRESENTATION</b>	<table border="1"> <thead> <tr> <th>Criteria</th> <th>Percentage</th> </tr> </thead> <tbody> <tr> <td><i>Tajweed</i>/Pronunciation</td> <td>40%</td> </tr> <tr> <td><i>Tawasot</i>/Chant</td> <td>30%</td> </tr> <tr> <td><i>Sawt</i>/Voice Clarity</td> <td>20%</td> </tr> <tr> <td><i>Hay'ah</i>/Stage Presence</td> <td>10%</td> </tr> <tr> <td><b>Total</b></td> <td><b>100%</b></td> </tr> </tbody> </table>		Criteria	Percentage	<i>Tajweed</i> /Pronunciation	40%	<i>Tawasot</i> /Chant	30%	<i>Sawt</i> /Voice Clarity	20%	<i>Hay'ah</i> /Stage Presence	10%	<b>Total</b>	<b>100%</b>
Criteria	Percentage													
<i>Tajweed</i> /Pronunciation	40%													
<i>Tawasot</i> /Chant	30%													
<i>Sawt</i> /Voice Clarity	20%													
<i>Hay'ah</i> /Stage Presence	10%													
<b>Total</b>	<b>100%</b>													

## EVENT RULES AND MECHANICS

A. Each region shall have one (1) participant in the Qur'an Reading category as skills exhibition. The participants may either be male or female ALIVE learners, ages 9 to 12.

B. Participants shall read the selected *Surah* in *Tawasot* assigned to their region:

REGION	SUWAR
Region I	AL-TARIQ
Region II	AL-A'LA
Region III	AL-GASHIYA
CALABARZON	AL-FAJR
MIMAROPA	AL-BALAD
Region V	ASH-SHAMS
Region VI	AL-LAIL

Region VII	AL-ALAQ
Region VIII	AL-INFITAR
Region IX	AL-BAINAH
Region X	AL-QARIAH
Region XI	AL-ZALZALAH
Region XII	AL-ADYAT
CARAGA	ADH-DHUHA
CAR	AL-INSHIQAQ
NCR	AL-BURUJ
BARMM	ABASA

- C. Participants shall have a copy of the Holy Qur'an for reading.
- D. Participants shall wear proper attire (black abaya and white hijab/kombong for female and white tawb/kimon with taqiyah/totob/kopya for male).
- E. Participants shall be seated on the floor with book stand and using a microphone in the actual reading of the selected *Surah*.
- F. Reading of the selected *Surah* shall be done within five (5) minutes.

**RESOURCE REQUIREMENTS**

- Holy Qur'an
- Book stand
- Microphone
- Stopwatch
- Video recorder

## Rubric for Qur'an Reading

CRITERIA	1	2	3	4
<b>Pronunciation 40%</b>	Read the assigned Surah with 11 or more mispronounced letters	Read the assigned Surah with 6-10 mispronounced letters	Read the assigned Surah with 2-5 mispronounced letters	Read the assigned Surah with perfect and accurate pronunciation
<b>Tawasot/Chant Mastery 30%</b>	Read the assigned Surah with 11 and above missed words	Read the assigned Surah with 6-10 missed words	Read the assigned Surah with 2-5 missed words	Read the assigned Surah with perfect and accurate words
<b>Voice Clarity/ Enunciation 20%</b>	Read the assigned Surah with 11 and above unclear words	Read the assigned Surah with 6-10 unclear words	Read the assigned Surah with 2-5 unclear words	Read the assigned Surah with clear and loud voice
<b>Stage Presence 10%</b>	Read the assigned Surah with noticeable least confidence and incomplete attire	Read the assigned Surah with noticeable less confidence and incomplete attire	Read the assigned Surah with confidence but less proper attire	Read the assigned Surah with the following: <ul style="list-style-type: none"> <li>• Proper attire jubbah/thawb and tutub</li> <li>• Proper placement of the hands</li> <li>• Apparent and strong Confidence</li> </ul>



# 2023 NATIONAL FESTIVAL OF TALENTS



## Implementing Guidelines on Special Needs Education (SNED) Expo

The category, mode of delivery, number of learner-participants and teacher-coaches, and time allotment for Special Needs Education (SNED) Expo per region are the following:

<b>Category</b>	<b>Mode of Delivery</b>	<b>No. of Learner-Participant</b>	<b>No. of Teacher-Coach</b>	<b>Time Allotment</b>
Sign Language Interpretation and Braille Reading	in-person	2	2	5 minutes
<b>Total</b>		<b>2</b>	<b>2</b>	



# SPECIAL NEEDS EDUCATION (SNED) EXPO



(A Showcase of Talents and Skills in Learners with Special Needs Education)

<b>COMPONENT AREA</b>	<b>SPECIAL EDUCATION</b>	
<b>KEY STAGE</b>	Key Stage 2 (Grades 4 to 6); Key Stage 3 (Grades 7 to 10)	
<b>EVENT TITLE</b>	<b>Sign Language Interpretation and Braille Reading</b>	
<b>NO. OF PARTICIPANT/S</b>	2 learner-participants (1-Deaf and 1-Blind) per region	
<b>TIME ALLOTMENT</b>	Following the standard number of hours in LWDs maximum of five (5) minutes	
<b>PERFORMANCE STANDARD</b>	<ul style="list-style-type: none"> <li>• Nabibigkas nang may wastong tono, diin, antala at damdamin ang kwento <b>(F5PS-Ie-25)</b></li> <li>• Nailalahad ang damdaming namamayani sa mga tauhan batay sa kwentong binasa <b>(F8PN -IVg-h-37)</b></li> <li>• Nagagamit ang mga angkop na ekspresyon sa pagpapahayag ng: - damdamin - matibay na paninindigan <b>(F9WG-Ivd-60)</b></li> </ul>	
<b>21<sup>ST</sup> CENTURY SKILL/S</b>	Creativity, Collaboration, Communication, Critical Thinking	
<b>CREATIVE INDUSTRIES DOMAIN</b>	Creative services (creative research, development, and real-time artistic performances)	
<b>DESCRIPTION</b>	<b>Sign Language Interpretation and Braille Reading</b> is an NFOT event category of Special Needs Education (SNED) Expo that allows learners with disabilities (LWDs) to perform Sign Language Interpretation and Artistic Braille Reading	
<b>CRITERIA FOR PRESENTATION</b>	<b>Criteria</b>	<b>Description</b>
	Accuracy/ Fluency of Sign Language	The hand movements, gestures, and facial expressions conform with the words and statements in the story.
	Appropriate Speed	The learner reads/signs words accurately and easily with proper movement.
	Appropriate Expression	The learner uses appropriate emotion to read aloud/sign, pauses or observes punctuations and emphasizes on important words.
	Overall performance	The learner enjoys reading.

### **EVENT RULES AND MECHANICS**

- A. Each region shall have 1 participant (Deaf) for Filipino Sign Language and 1 participant (Blind) for Braille Reading.
- B. Story to be interpreted shall be provided by the NTWG of the said event aligned with the 2023 NFOT theme.
- C. The showcase is open to Grades 4 to 10 deaf and blind learners who are officially enrolled.

- D. Each region is given five-minute presentation/showcase which includes the entrance and exit.
- E. The following sequence shall be strictly observed:
- Presentation of participant information (Name of Learner, Grade Level, School, Division, and Region);
  - Reading proper (story shall be projected in a wide screen (Deaf) and braille copy of the story (Blind) shall be distributed to the participants in holding area.
  - Closing statement should be creatively done.
- F. Only participants shall be allowed in the designated holding area one hour before the event.
- G. Certificates of Recognition shall be awarded to the participants and coaches.
- H. Participants must strictly observe health and safety protocol.

**RESOURCE REQUIREMENTS**

- Copy of the Story
- Braille Copy of the Story (Soft & Hard Copy)
- Lapel
- Projector
- Laptop
- Microphone
- Table and bookstand
- Sound system
- Stage





# 2023 NATIONAL FESTIVAL OF TALENTS



## Implementing Guidelines on Lingo Stars

The category, mode of delivery, number of learner-participants and teacher-coaches, and time allotment for Lingo Stars per region are the following:

<b>Category</b>	<b>Mode of Delivery</b>	<b>No. of Learner-Participant</b>	<b>No. of Teacher-Coach</b>	<b>Time Allotment</b>
Foreign Language Exposition (FLE) <b>(1) Spanish,</b> <b>(2) Mandarin,</b> <b>(3) Nihongo</b>	in-person	3	3	7 minutes
<b>Total</b>		<b>3</b>	<b>3</b>	



# LINGO STARS

(A Showcase of Foreign Language Skills)



<b>COMPONENT AREA</b>	<b>SPECIAL PROGRAM IN FOREIGN LANGUAGE (SPFL)</b>	
<b>KEY STAGE</b>	Key Stage 3 (Grades 7 to 10)	
<b>EVENT TITLE</b>	<b>Foreign Language Exposition (FLE)</b>	
<b>NO. OF PARTICIPANT/S</b>	1 learner-participant per foreign language per region	
<b>TIME ALLOTMENT</b>	7 minutes <ul style="list-style-type: none"> <li>• 3 minutes for studying the picture and speech preparation</li> <li>• 2 minutes for the introduction on the character portrayed</li> <li>• 2 minutes for the speech delivery on the presented picture</li> </ul>	
<b>PERFORMANCE STANDARD</b>	The learner communicates correctly and creatively, in oral and written form, various words, phrases, and expressions from visual and textual materials	
<b>21<sup>ST</sup> CENTURY SKILL/S</b>	Communication, Creativity, and Critical Thinking	
<b>CREATIVE INDUSTRIES DOMAIN</b>	Performing Arts Domain	
<b>DESCRIPTION</b>	The <b>Foreign Language Exposition (FLE)</b> is an NFOT event category of Lingo Stars where learner-participants deliver a speech accurately and creatively using a foreign language (Spanish, Mandarin, and Nihongo) based on the presented visual materials while wearing a costume and portraying a famous character from Spain, China, or Japan.	
<b>CRITERIA FOR ASSESSMENT</b>	<b>Criteria</b>	<b>Percentage</b>
	<b>Costume</b> <ul style="list-style-type: none"> <li>• Related to the character being portrayed</li> <li>• Appropriate and decent</li> </ul>	10%
	<b>Oral Presentation</b> <ul style="list-style-type: none"> <li>• Describe the picture presented creatively and accurately</li> <li>• Present the character clearly and fluently</li> </ul>	60%
	<b>Stage Presence</b> <ul style="list-style-type: none"> <li>• Show confidence and good and appropriate posture/projection, facial expressions, gestures</li> <li>• Perform within the allotted time</li> </ul>	30%
	<b>Total</b>	

#### **EVENT RULES AND MECHANICS**

- A. The **Foreign Language Exposition (FLE)** event is open to all Key Stage 3 (Grades 7 to 10) learners who are officially enrolled in in public schools offering Special Program in Foreign Language (SPFL). This shall be done under **exhibition category**. Each region shall register one (1) participant (learner) and one (1) teacher-coach per foreign language.
- B. Foreign languages included in the FLE are **(1) Spanish, (2) Mandarin, and (3) Nihongo**. FLE for Spanish shall be participated by all regions while FLE for Mandarin and Nihongo shall be participated only by implementing regions.
- C. The regional SPFL coordinator shall upload to the Google Form the picture and description of the character that the participants shall portray. The National Technical Working Group (NTWG) shall print it to serve as reference.
- D. Participants shall wear the costume of a famous character relevant to their foreign language (Spanish, Mandarin, or Nihongo's film, politics, history, literature, culture, and religion). Only accessories as part of the costume are allowed.
- E. Teacher-coaches and parents are allowed to assist their participants and provide their snacks (30) minutes prior to the start of the event. Afterwards, participants shall enter the holding area.
- F. Drawing of lots by participants for their number identifier shall be done thirty (30) minutes before the event proper.
- G. Prior to the start of the event, participants shall parade before the audience.
- H. The NTWG shall provide participants with materials (pen, paper, and contest picture).
- I. Participants shall be given three (3) minutes to study a picture (**e.g. about oneself and others, family and home, friends, school, and community**). After three (3) minutes, the aforesaid materials shall be collected from participants.
- J. Then, participants shall deliver a two-minute introduction of a famous character that they portray, culminating in a maximum of two-minute speech delivery describing the given picture.
- K. Participants are expected to use foreign language in a **casual or conversational manner**.
- L. Colored flags shall be raised by the NTWG to cue the participants during the contest proper. **Green flag** shall be raised to inform the participants on the 'start of their allotted time,' **yellow flag** to signal the remaining '30 seconds,' and **red flag** to signal that their 'time is up.' When the red flag is raised, the participants are expected to stop their speech delivery.

M. Using cellphone or any gadget and/or bringing reference materials/handouts, props, musical instrument/accompaniment are not allowed inside the exhibition venue.

**RESOURCE REQUIREMENTS**

- Supplies and materials
- Timer and flags
- Strips of paper for drawing of lots
- Number identifier
- Wireless microphone with stand
- Sound system
- Certificates
- Pencils
- Ballpens
- Folders
- Calculators
- Bond paper
- Holding Area
- Signages (Preparation Area, Holding Area, Viewing Area, Coaches and Parents' Area)



# 2023 NATIONAL FESTIVAL OF TALENTS



## Implementing Guidelines on STEMazing

The category, mode of delivery, number of learner-participants and teacher-coaches, and time allotment for STEMAZING per region are the following:

<b>Category</b>	<b>Mode of Delivery</b>	<b>No. of Learner-Participant</b>	<b>No. of Teacher-Coach</b>	<b>Time Allotment</b>
STEM Processes and Practices Exhibition	in-person	3	1	3 hours
<b>Total</b>		<b>3</b>	<b>1</b>	



# STEMAZING

(A Showcase of Science, Technological, and Mathematical Outputs)



<b>COMPONENT AREA</b>	<b>Science, Technology, and Mathematics</b>																	
<b>KEY STAGE</b>	Key Stage Three (3): Grades 7 to 10; Key Stage Four (4): Grades 11 to 12																	
<b>EVENT TITLE</b>	<b>STEM Processes and Practices Exhibition</b>																	
<b>NO. OF PARTICIPANT/S</b>	A team composed of three (3) learner-participants per region																	
<b>TIME ALLOTMENT</b>	3 Hours (Creation of Outputs) 1 Minute Presentation, About 5 Minute Q and A																	
<b>PERFORMANCE STANDARD</b>	Obtain scientific and technological information from varied sources about global issues that have impact on the country. Acquire scientific attitudes that will allow them to innovate and/or create products useful to the community or country. Process information to get relevant data for a problem at hand																	
<b>21<sup>ST</sup> CENTURY SKILL/S</b>	Critical thinking, Communication skills, Creativity, Problem solving, Collaboration. Information literacy, Technology skills and digital literacy.																	
<b>CREATIVE INDUSTRIES DOMAIN</b>	Creative Services																	
<b>DESCRIPTION</b>	<p><b>STEM Processes and Practices Exhibition</b> is an NFOT event category of STEMAZING that allows learner-participants to apply science and mathematics thinking skills to solve problems that have local, national, and global impact. It allows them to become problem solvers by addressing social, scientific, and environmental issues through the application of 21st century skills.</p> <p>In this activity, participants will be presenting oral and written proposed solution to a given scenario.</p>																	
<b>CRITERIA FOR PRESENTATION</b>	<table border="1"> <thead> <tr> <th>Criteria</th> <th>Percentage</th> </tr> </thead> <tbody> <tr> <td colspan="2"><b>Written Proposal</b></td> </tr> <tr> <td>Content/Organization/Thematic Relevance (Based on scientific, technological, and other valid assumptions, Feasibility of the proposed solution)</td> <td>50%</td> </tr> <tr> <td>Relevance of data used</td> <td>20%</td> </tr> <tr> <td colspan="2"><b>Oral Presentation</b></td> </tr> <tr> <td>Discussion/Arguments/Delivery (Based on scientific, technological, and other valid assumptions, Feasibility of the proposed solution)</td> <td>20%</td> </tr> <tr> <td>Relevance of data used</td> <td>10%</td> </tr> <tr> <td><b>Total</b></td> <td><b>100%</b></td> </tr> </tbody> </table>		Criteria	Percentage	<b>Written Proposal</b>		Content/Organization/Thematic Relevance (Based on scientific, technological, and other valid assumptions, Feasibility of the proposed solution)	50%	Relevance of data used	20%	<b>Oral Presentation</b>		Discussion/Arguments/Delivery (Based on scientific, technological, and other valid assumptions, Feasibility of the proposed solution)	20%	Relevance of data used	10%	<b>Total</b>	<b>100%</b>
Criteria	Percentage																	
<b>Written Proposal</b>																		
Content/Organization/Thematic Relevance (Based on scientific, technological, and other valid assumptions, Feasibility of the proposed solution)	50%																	
Relevance of data used	20%																	
<b>Oral Presentation</b>																		
Discussion/Arguments/Delivery (Based on scientific, technological, and other valid assumptions, Feasibility of the proposed solution)	20%																	
Relevance of data used	10%																	
<b>Total</b>	<b>100%</b>																	

## EVENT RULES AND MECHANICS

### General Guidelines

1. The showcase shall consist of proposal writing and One-Minute Presentation. The teams shall develop and present their proposal to the panel of judges of their solution about a real-world problem/ scenario of local or global importance. The situation containing the problem shall be given on-site during the showcase.
2. The participants are given 3 hours to conceptualize and prepare their written description of the proposed solution for the oral presentation. All entries submitted shall not bear any markings that identify their regions. The participants may use the internet and other printed resources in developing their written solution, however, the teams are not allowed to confer with their coaches while the activity is on - going. Any form of communication between the participants and other parties (coach, parents, classmates, teachers, etc.) shall warrant automatic disqualification.
3. The proposed solution shall have the following components:
  - Title
  - Summary (100 – 200 Words)
  - Background and Problem (200 – 300 Words)  
*(Describe the challenges and how the proposed solution addresses the problem presented. Scientific Principles and Technology applicable to the resolution of the problem.)*
  - Beneficiaries
  - Proposed Solution to the Problem Presented (300 – 500 words)
  - Methods/Details of the proposed solution including the Cost - Analysis as applicable.
  - Include illustrations, figures, and charts.
  - References: May use any format as long as consistency is observed
4. The teams shall encode their proposals in word processing software, double-spaced using Bookman Old style font size eleven set in A4 size paper. Margins shall be 1 inch on all sides of the paper. Within the 3 hours, the teams shall submit their outputs (electronic copy) to the facilitators.
5. The proposals shall be subjected to a plagiarism check. Any proposals which exceed 15% similarity index (uncited) shall be deducted 2 points from the total score for every percent in excess. However, cited references shall be excluded from the 15% tolerance.
6. The submitted proposals shall be evaluated by the assessors before the oral presentation.
7. A timer board shall be shown to the public as well as to the participants.

8. At the end of one minute, a buzzer shall signal that the time for presentation is up and the participants shall immediately stop presenting.
9. After the presentation, the assessors will ask questions for clarifications.

**RESOURCE REQUIREMENTS**

	<b>Participants</b>	<b>Host School / Venue</b>	<b>Host Division / Region</b>
<b>Attire</b>	- NFOT T-shirt or Plain White Shirt (Finalized on the day before the competition)		
<b>Tools and Equipment</b>	- Computer/ Laptop/ - Notebook/ books and other printed resources, pocket Wi-Fi	- Timer - 2 multimedia projectors, - Printer - fast internet connection, - Sound System - Adequate electrical outlets, extension cords	- plagiarism checker
<b>Physical Facilities</b>		- Hall with stage, one holding room,	
<b>Others</b>		- 2 reams Bond paper A4	- Utility expenses